

ROCK N ROLL *classics.*
VAN OMLOOP
VLAANDEREN REGULARITY



RESULTS BOOK

2024



CONTENT

REGULARITY65

detailed results RT

overall results

REGULARITY50

detailed results RT

overall results

TIME KEEPING:	Tripy
RESULT CENTER:	JB Time Concept
SPORTING DIRECTORS :	Jens & Bjorn Vanoverschelde

Rock N Roll Classics Omlloop van Vlaanderen Regularity 2024
 Classic 65 - RT1 Beveren - Detailed

Pos.	#	Crew	1	2	3	4	5	6	7	8	9	10	11	12	13	14	15	16	17	18	Coef	Total	Prev.	1st
1	18	VERSCHAEVE JAN VANROBAEYS DIRK FORD ESCORT	0.1	4.8	5.9	0.0	-0.2	1.3	-0.3	2.5	0.7	-0.6	0.9	-0.2	4.8	-1.0	-0.3	-0.8	1.3	-0.6	0.74	15.47		
2	12	DE MUNCK FILIP VERMANT KRISTOF LADA 2107 VFTS	-0.3	4.3	4.6	1.1	0.7	1.6	-0.1	2.9	0.4	0.0	1.6	-0.1	4.6	-0.4	0.3	0.2	2.8	0.6	0.82	16.24	+0.77	+0.77
3	1	DEFLANDRE YVES GENGOUX BAPTISTE PORSCHE 911	0.5	4.3	5.7	1.6	1.8	0.5	-0.2	3.5	0.5	-0.6	1.3	1.0	6.7	0.2	0.0	-0.4	1.9	-0.5	0.74	17.44	+1.21	+1.97
4	9	MAES RUBEN PYCK ASWIN PORSCHE 911	0.1	4.6	5.8	1.7	1.9	1.0	-0.5	3.0	0.2	-0.3	1.5	0.2	5.8	-1.5	-0.8	-1.1	0.9	-1.0	0.66	19.12	+1.68	+3.65
5	4	DE WOLF SAM COLE JULIE PORSCHE 924	-0.5	2.9	3.9	0.3	0.3	-0.4	-1.6	-0.1	-1.2	-0.9	0.0	-1.1	3.6	1.9	-0.9	-1.6	0.4	-1.7	0.79	19.14	+0.02	+3.67
6	11	SAVIC MIRKO PELCKMANS CHRISTOPHE PORSCHE 911S	-3.2	3.6	4.3	1.5	1.4	0.8	-0.1	4.0	1.0	-0.9	1.0	1.6	7.5	-0.6	0.0	-0.6	1.4	0.3	0.69	22.19	+3.06	+6.73
7	2	LOUYS PIERRE LEJEUNE DOMINIQUE MG B GT V8	0.3	3.8	4.4	1.4	1.2	1.4	0.2	3.4	-0.4	-0.3	1.6	2.4	7.5	0.1	0.0	-0.6	1.3	-3.2	0.74	22.92	+0.72	+7.45
8	8	KENIS JULIE CLAUW BJORN BMW 325I	-0.9	4.4	6.2	1.4	1.3	0.9	0.0	3.8	0.5	0.0	1.5	1.2	6.6	-0.7	0.2	-0.1	2.9	-0.6	0.86	23.07	+0.16	+7.6
9	5	SCHEEN BENOIT BARVAUX COLIN FORD ESCORT MK2	0.2	5.3	7.2	1.9	2.2	1.5	-0.4	3.8	-0.3	-0.3	1.6	1.1	8.1	0.1	0.0	0.8	3.4	-1.8	0.76	26.46	+3.39	+11
10	6	LAMBERTY ALAIN FRANKENBERG FRANK OPEL ASCONA B	-0.3	5.1	7.5	3.5	4.0	1.8	0.6	4.6	1.4	0.0	1.7	1.5	7.2	0.0	0.5	-0.4	2.6	0.3	0.78	27.69	+1.23	+12.22
11	19	DUMORTIER RIK WERNIERS BERT RENAULT R5 ALPINE	0.2	6.4	9.2	6.5	7.2	2.1	-0.5	4.7	1.8	0.6	2.5	0.8	7.0	0.3	-1.3	-1.1	1.2	-2.2	0.82	42.28	+14.59	+26.81
12	14	COLLEE ALAIN MORTIER DIDRIK ALFA ROMEO GTV	1.4	6.3	8.2	3.8	4.0	2.3	1.4	5.6	2.4	1.6	3.8	3.7	10.0	2.0	2.0	1.9	6.5	1.7	0.83	49.47	+7.19	+34
13	10	VAN CALSTER GAETAN NOELANDERS YVES PORSCHE 911	-2.1	5.2	7.4	2.2	2.3	0.0	0.2	8.4	6.4	4.7	7.4	6.3	12.0	4.3	-0.4	0.6	3.1	-0.2	0.85	57.43	+7.96	+41.96

Rock N Roll Classics Omloup van Vlaanderen Regularity 2024
 Classic 65 - RT1 Beveren - Detailed

Pos.	#	Crew	1	2	3	4	5	6	7	8	9	10	11	12	13	14	15	16	17	18	Coef	Total	Prev.	1st
14	22	OSTYN EMIEL VAN ONACKER SEBASTIEN OPEL ASCONA B	0.1	5.7	6.4	1.1	1.4	-0.1	-1.3	1.7	-2.4	-4.4	-2.9	-1.5	3.4	-5.2	-2.2	-4.1	-1.4	-3.5	0.77	60.66	+3.23	+45.19
15	16	DEWAELE HANS DEWAELE SIMON PORSCHE 911 R REPLICIA	-0.7	7.1	10.1	7.5	7.6	1.5	0.3	7.1	5.1	5.0	8.0	7.7	15.4	9.0	3.0	0.3	2.6	-1.4	0.66	61.4	+0.74	+45.93
16	17	MARC BRUNO REGNIER DENIS BMW 323I E21	-0.6	7.9	11.8	8.1	8.4	-0.6	-0.2	6.5	4.5	4.4	6.3	5.6	12.4	4.5	2.2	0.7	3.3	0.7	0.78	62.64	+1.24	+47.18
17	3	VERLINDE KOEN DOOLAEGHE BJORN TOYOTA COROLLA	-3.6	1.7	3.3	-2.1	-2.1	0.2	-1.4	1.4	-1.5	-0.5	1.1	-1.0	4.0	-4.8	-4.9	-7.1	-5.1	-3.7	0.84	71.16	+8.52	+55.69
18	21	LEFEVERE PATRICK LEFEVERE ERIK OPEL KADETT C COUPE	-1.7	7.0	10.2	7.5	8.2	0.1	-4.9	4.8	4.4	5.2	8.5	10.0	17.1	11.4	6.9	5.6	8.2	4.0	0.75	94.83	+23.67	+79.36
19	23	PEPELIER JENSE MESTDAGH JASPER OPEL MANTA B GSI	0.1	7.6	10.7	7.4	7.9	-0.5	-6.7	-4.4	-7.6	-6.7	-4.1	-2.4	4.0	-0.9	-2.9	1.6	4.2	2.3	0.83	98.01	+3.19	+82.54
20	24	VINCENT RÉGINALD DELECOUR PHILIPPE RENAULT R5 GT TURBO	1.5	11.5	16.0	15.3	16.3	9.5	4.4	18.0	20.1	22.5	27.9	34.3	43.9	40.0	38.7	37.7	41.7	37.8	0.9	385.29	+287.28	+369.82
21	27	HEVERAEDT CHRIS HEVERAEDT KENNETH BMW E30 325I	11.7	21.2	25.3	23.6	24.5	17.3	14.1	21.6	21.9	26.0	29.6	31.8	41.6	37.1	31.5	29.0	33.3	29.0	0.86	396.55	+11.26	+381.08
22	7	DE JAEGER GEERT DE JAEGER CÉDRIC PORSCHE 911	-0.3	M	M	M	M	M	M	M	M	M	M	M	M	M	M	M	M	M	0.7	500	+103.45	+484.53
23	26	VAN DE WALLE NORBERT BOUSSY VANESSA PORSCHE 928	M	M	M	M	M	M	M	M	M	M	M	M	M	M	M	M	M	M	0.78	600	+100	+584.53

Rock N Roll Classics Omlloop van Vlaanderen Regularity 2024
 Classic 65 - RT2 Koolkamp - Detailed

Pos.	#	Crew	1	2	3	4	5	6	7	8	9	10	11	12	13	14	15	16	17	18	19	20	21	22	23	24	25	26	Coef	Total	Prev.	1st	
1	1	DEFLANDRE YVES GENGOUX BAPTISTE	0.0	0.1	1.7	0.1	3.1	0.2	0.0	3.1	3.4	4.0	0.3	0.5	2.5	-0.6	4.4	-0.2	4.6	0.4	0.9	2.2	3.3	-1.0	-0.8	2.7	-0.3	0.74	23.93				
2	18	VERSCHAEVE JAN VANROBAEYS DIRK	0.2	0.5	2.0	0.0	2.6	-1.1	0.4	0.5	4.0	4.2	5.2	0.7	0.7	0.6	-0.3	4.4	0.5	4.5	1.1	1.0	2.5	3.6	-0.6	-1.1	2.7	-0.2	0.74	26.5	+2.58	+2.58	
3	11	SAVIC MIRKO PELCKMANS CHRISTOPHE	0.5	-0.3	2.0	0.5	3.9	0.1	0.2	-2.2	1.8	3.4	4.2	-0.1	0.9	2.2	-1.2	4.6	-0.6	5.4	1.3	1.2	1.3	2.3	0.7	-1.2	2.9	-0.5	0.69	27.51	+1.01	+3.59	
4	12	DE MUNCK FILIP VERMANT KRISTOF	0.0	0.4	1.4	0.5	3.3	-0.5	0.0	0.1	3.4	3.6	4.0	1.1	0.9	2.3	0.0	4.4	0.2	5.1	1.5	1.9	3.2	4.3	1.3	0.0	3.3	-0.7	0.82	30.74	+3.23	+6.81	
5	9	MAES RUBEN PYCK ASWIN	0.2	0.2	1.8	1.1	4.0	0.3	0.0	0.1	3.5	5.2	6.2	1.2	1.1	3.3	0.1	5.3	0.4	5.6	1.7	1.9	4.0	5.2	2.0	0.3	3.4	-0.1	0.66	31.68	+0.94	+7.75	
6	4	DE WOLF SAM COLE JULIE	-1.9	-4.1	0.3	-0.2	2.3	-0.8	-1.4	-1.2	1.7	1.7	2.2	-0.3	-0.4	1.2	-1.0	3.7	-1.4	2.7	-1.0	0.6	1.8	3.1	-0.9	-1.6	0.7	-2.0	0.79	36.4	+4.72	+12.47	
7	8	KENIS JULIE CLAUW BJORN	1.9	-0.3	1.5	0.7	3.1	-0.5	0.4	-0.2	3.5	4.1	5.1	0.7	1.3	2.5	-0.4	4.3	0.3	5.5	1.6	1.3	3.1	5.3	3.3	-0.8	2.2	0.0	0.86	36.72	+0.32	+12.79	
8	5	SCHÉEN BENOIT BARVAUX COLIN	0.6	0.3	2.3	1.7	5.8	-0.3	0.3	0.8	4.7	5.7	7.4	0.5	0.5	2.9	-0.3	4.9	0.2	5.2	2.3	0.9	3.5	5.4	3.0	0.2	4.4	-0.9	0.76	41.08	+4.36	+17.15	
9	2	LOUYS PIERRE LEJEUNE DOMINIQUE	1.6	-0.2	2.5	1.5	4.7	0.4	0.0	1.8	5.4	6.1	6.9	1.3	1.8	3.7	0.4	6.0	0.5	5.3	3.1	3.0	4.3	6.0	2.2	0.7	5.3	0.5	0.74	46.77	+5.69	+22.84	
10	6	LAMBERTY ALAIN FRANKENBERG FRANK	0.5	0.5	2.5	1.8	4.9	0.2	0.5	-0.2	3.7	5.2	6.6	1.7	1.0	2.2	0.4	5.9	0.7	6.2	1.6	2.6	4.7	7.0	7.3	0.1	3.9	-0.4	0.78	47.19	+0.42	+23.26	
11	3	VERLINDE KOEN DOOLAEHGE BJORN	-0.4	-1.6	0.6	0.1	3.8	-1.9	-0.5	-1.4	2.6	4.7	6.0	-2.3	-0.3	1.3	-1.9	3.6	-0.4	5.1	1.3	0.4	2.0	4.2	1.1	-5.2	1.8	-2.5	0.84	53.14	+5.95	+29.22	
12	10	VAN CALSTER GAETAN NOELANDERS YVES	0.7	0.7	2.8	2.5	5.8	0.3	2.3	-0.2	3.7	5.7	7.1	1.3	1.3	3.5	0.5	6.6	2.0	14.0	2.9	1.1	2.9	4.2	1.8	0.0	4.6	0.2	0.85	56.95	+3.81	+33.02	
13	16	DEWAELE HANS DEWAELE SIMON	1.5	0.1	2.5	2.4	6.6	-0.5	3.0	1.2	6.0	8.4	9.9	3.5	2.4	4.8	0.2	6.7	1.9	9.0	3.1	2.9	6.6	8.1	6.5	0.1	5.1	1.5	0.66	61.12	+4.17	+37.19	
14	23	POPELIER JENSE MESTDAGH JASPER	2.3	-1.4	2.5	4.1	8.3	-2.9	-0.8	-3.6	1.1	4.3	6.3	0.8	0.1	2.8	-0.2	6.8	2.1	9.1	1.6	13.5	16.9	20.2	18.5	3.9	10.2	6.1	0.83	122.46	+61.35	+98.54	
15	19	DUMORTIER RIK WERNIERS BERT	3.6	0.7	3.3	2.7	6.0	-0.1	1.0	0.0	5.2	7.6	9.5	3.7	2.3	4.5	0.3	7.1	4.5	10.5	2.4	2.5	6.2	28.3	29.3	17.1	23.0	20.1	0.82	155.47	+33.01	+131.55	
16	21	LEFEVERE PATRICK LEFEVERE ERIK	7.5	3.6	7.3	8.7	12.8	2.1	3.6	-1.7	3.3	6.8	9.1	8.9	11.3	15.2	13.3	24.1	20.9	27.4	18.8	20.3	24.2	27.0	26.0	16.0	21.8	18.8	0.75	262.13	+106.65	+238.2	
17	14	COLLEE ALAIN MORTIER DIDRIK	1.0	0.9	3.5	2.0	5.1	-0.7	0.9	-0.8	3.1	4.1	5.8	0.8	2.4	3.4	0.0	5.7	0.6	5.7	2.4	2.4	107.2	111.1	111.2	97.6	103.1	100.0	0.83	395.28	+133.15	+371.35	
18	22	OSTYN EMIEL VAN ONACKER SEBASTIEN	0.4	-0.7	1.4	-0.1	2.8	-6.2	-7.8	-9.5	-4.5	-2.6	-1.2	-7.3	-10.9	-9.8	-14.5	-9.4	-15.6	-10.4	-18.2	-19.8	-17.9	-15.9	-16.4	-19.3	-15.8	-20.1	0.77	488.06	+92.79	+464.14	
19	17	MARC BRUNO REGNIER DENIS	2.5	1.1	5.2	6.0	9.6	0.3	2.9	-3.4	2.0	6.8	8.8	3.3	2.8	5.1	2.6	9.9	4.8	10.6	1118.5	1126.3	1136.6	1144.2	1149.8	1150.0	1163.5	1167.2	0.78	500	+11.94	+476.07	
-	24	VINCENT RÉGINALD DELECOUR PHILIPPE	7.7	6.2	11.1	15.1	22.3	11.4	14.2	5.6	11.5	17.7	20.8	19.5	25.9	30.8	30.8	40.4	39.9	48.9	47.3	49.9	55.3	58.7	59.6	52.0	60.7	60.1	0.9	500	=	+476.07	
-	27	HEVERAEDT CHRIS HEVERAEDT KENNETH	3.8	-1.3	2.6	3.5	7.9	-2.9	-3.9	-6.7	-1.3	2.0	4.1	9.4	12.0	15.9	15.2	23.2	27.0	35.2	40.7	44.2	50.1	53.8	55.0	49.7	57.6	57.8	0.86	500	=	+476.07	
22	7	DE JAEGER GEERT DE JAEGER CÉDRIC	M	M	M	M	M	M	M	M	M	M	M	M	M	M	M	M	M	M	M	M	M	M	M	M	M	M	0.7	600	+100	+576.07	
-	26	VAN DE WALLE NORBERT BOUSSY VANESSA	M	M	M	M	M	M	M	M	M	M	M	M	M	M	M	M	M	M	M	M	M	M	M	M	M	M	M	0.78	600	=	+576.07

Rock N Roll Classics Omloup van Vlaanderen Regularity 2024
 Classic 65 - RT3 Zoning - Detailed

Pos.	#	Crew	Ref Lap 2	Lap 2	Ref Lap 3	Lap 3	Coef	Total	Prev.	1st
1	4	DE WOLF SAM COLE JULIE PORSCHE 924	01:08.5	0.0	01:10.5	0.1	0.79	0		
-	8	KENIS JULIE CLAUW BJORN BMW 325I	01:16.6	-0.4	01:18.2	0.5	0.86	0	=	=
-	9	MAES RUBEN PYCK ASWIN PORSCHE 911	01:17.4	-0.4	01:19.0	0.1	0.66	0	=	=
-	16	DEWAELE HANS DEWAELE SIMON PORSCHE 911 R REPLICIA	01:11.7	-0.5	01:13.2	0.2	0.66	0	=	=
5	21	LEFEVERE PATRICK LEFEVERE ERIK OPEL KADETT C COUPE	01:09.7	-0.5	01:11.2	1.2	0.75	0.53	+0.53	+0.53
6	18	VERSCHAEVE JAN VANROBAEYS DIRK FORD ESCORT	01:18.5	0.1	01:20.6	-0.8	0.74	0.6	+0.08	+0.6
7	12	DE MUNCK FILIP VERMANT KRISTOF LADA 2107 VFTS	01:14.4	-1.0	01:15.4	0.4	0.82	1	+0.4	+1
8	1	DEFLANDRE YVES GENGOUX BAPTISTE PORSCHE 911	01:16.6	-1.1	01:17.5	-0.4	0.74	1.2	+0.2	+1.2
9	11	SAVIC MIRKO PELCKMANS CHRISTOPHE PORSCHE 911S	01:17.0	1.2	01:20.2	2.8	0.69	2.07	+0.87	+2.07
10	3	VERLINDE KOEN DOOLAEGHE BJORN TOYOTA COROLLA	01:22.1	-1.7	01:22.4	2.7	0.84	4.25	+2.18	+4.25
11	27	HEVERAEDT CHRIS HEVERAEDT KENNETH BMW E30 325I	01:11.1	2.0	01:15.1	-2.0	0.86	4.29	+0.04	+4.29
12	10	VAN CALSTER GAETAN NOELANDERS YVES PORSCHE 911	01:17.2	-0.9	01:18.3	4.7	0.85	4.37	+0.08	+4.37
13	5	SCHEEN BENOIT BARVAUX COLIN FORD ESCORT MK2	01:18.8	-1.0	01:19.8	5.3	0.76	4.65	+0.28	+4.65

Rock N Roll Classics Omloup van Vlaanderen Regularity 2024
 Classic 65 - RT3 Zoning - Detailed

Pos.	#	Crew	Ref Lap 2	Lap 2	Ref Lap 3	Lap 3	Coef	Total	Prev.	1st
14	23	POPELIER JENSE MESTDAGH JASPER OPEL MANTA B GSI	01:12.0	2.1	01:16.1	-2.8	0.83	5.93	+1.28	+5.93
15	14	COLLEE ALAIN MORTIER DIDRIK ALFA ROMEO GTV	01:11.1	3.9	01:17.0	-2.8	0.83	7.42	+1.49	+7.42
16	19	DUMORTIER RIK WERNIERS BERT RENAULT R5 ALPINE	01:14.9	3.1	01:20.0	-3.8	0.82	8.73	+1.31	+8.73
17	2	LOUYS PIERRE LEJEUNE DOMINIQUE MG B GT V8	01:24.2	3.6	01:29.8	-3.9	0.74	9.09	+0.36	+9.09
18	22	OSTYN EMIEL VAN ONACKER SEBASTIEN OPEL ASCONA B	01:06.1	2.4	01:10.5	-4.4	0.77	9.26	+0.17	+9.26
19	6	LAMBERTY ALAIN FRANKENBERG FRANK OPEL ASCONA B	01:21.5	-1.4	01:22.1	-5.6	0.78	12	+2.74	+12
20	24	VINCENT RÉGINALD DELECOUR PHILIPPE RENAULT R5 GT TURBO	01:17.7	-2.1	01:17.6	-6.0	0.9	14.2	+2.2	+14.2
21	7	DE JAEGER GEERT DE JAEGER CÉDRIC PORSCHE 911	-00:03.0	M	00:02.0	M	0.7	600	+585.8	+600
-	26	VAN DE WALLE NORBERT BOUSSY VANESSA PORSCHE 928	-00:03.0	M	00:02.0	M	0.78	600	=	+600

Rock N Roll Classics Omloup van Vlaanderen Regularity 2024
 Classic 65 - RT4 Beveren - Detailed

Pos.	#	Crew	1	2	3	4	5	6	7	8	9	10	11	12	13	14	15	16	17	18	Coef	Total	Prev.	1st
1	9	MAES RUBEN PYCK ASWIN PORSCHE 911	-0.6	3.3	4.0	1.3	1.5	0.9	-0.2	2.7	0.5	-0.6	1.0	1.5	7.2	0.0	0.2	0.0	2.7	-0.4	0.66	14.33		
2	4	DE WOLF SAM COLE JULIE PORSCHE 924	-1.0	2.3	2.5	1.0	1.0	0.3	-1.5	-0.1	-0.2	-0.6	0.3	0.9	5.7	1.4	-1.0	-1.8	0.2	-0.4	0.79	15.73	+1.4	+1.4
3	1	DEFLANDRE YVES GENGOUX BAPTISTE PORSCHE 911	-0.4	4.4	5.5	0.9	1.0	1.0	-0.1	2.6	0.4	-1.3	1.0	1.8	7.8	0.1	-0.2	-0.1	2.6	-0.1	0.74	19.06	+3.34	+4.74
4	18	VERSCHAEVE JAN VANROBAEYS DIRK FORD ESCORT	-0.1	4.6	5.3	1.0	0.8	1.9	-0.1	2.5	0.8	-0.5	0.8	1.4	7.0	-0.6	-0.9	-1.5	0.5	-1.1	0.74	19.81	+0.75	+5.49
5	7	DE JAEGER GEERT DE JAEGER CÉDRIC PORSCHE 911	-0.5	5.3	6.5	2.0	1.8	1.9	0.2	4.1	-0.9	0.3	1.7	2.5	8.3	1.2	-0.8	-1.2	1.4	-0.3	0.7	24.64	+4.83	+10.31
6	2	LOUYS PIERRE LEJEUNE DOMINIQUE MG B GT V8	0.1	4.2	4.6	1.7	1.6	2.4	0.1	3.8	1.5	0.4	2.7	3.2	9.3	2.7	0.0	0.2	2.6	0.3	0.74	25.38	+0.74	+11.06
7	5	SCHEEN BENOIT BARVAUX COLIN FORD ESCORT MK2	0.2	4.9	6.3	1.8	2.0	2.1	-0.4	3.4	-0.1	0.0	1.9	2.8	9.6	0.5	0.4	0.5	3.9	-1.2	0.76	27.01	+1.63	+12.69
8	11	SAVIC MIRKO PELCKMANS CHRISTOPHE PORSCHE 911S	-2.4	3.8	4.2	0.6	0.8	1.0	-0.3	2.8	-1.1	-1.1	1.4	4.0	10.6	2.4	0.5	-1.3	1.8	-0.5	0.69	27.05	+0.04	+12.73
9	8	KENIS JULIE CLAUW BJORN BMW 325I	-1.1	4.4	5.7	2.0	2.0	1.6	-0.1	2.7	0.3	-0.2	2.0	3.0	9.1	0.7	0.8	-0.3	2.6	0.0	0.86	27.52	+0.47	+13.19
10	3	VERLINDE KOEN DOOLAEGHE BJORN TOYOTA COROLLA	-0.4	5.4	6.4	2.4	2.4	2.0	0.3	3.5	0.1	-0.1	2.3	2.5	9.1	1.1	0.6	-0.7	2.0	0.3	0.84	28.71	+1.19	+14.38
11	6	LAMBERTY ALAIN FRANKENBERG FRANK OPEL ASCONA B	-0.2	6.2	7.4	2.1	2.4	2.2	0.4	3.7	0.2	-0.1	2.1	3.4	10.2	1.8	0.2	0.4	3.8	-0.7	0.78	31.44	+2.74	+17.12
12	16	DEWAELE HANS DEWAELE SIMON PORSCHE 911 R REPLICA	-0.3	6.7	8.9	2.9	2.6	1.9	-0.2	5.8	1.2	1.1	3.7	3.1	11.3	5.4	1.3	0.8	4.3	-0.7	0.66	35.71	+4.27	+21.38
13	14	COLLEE ALAIN MORTIER DIDRIK ALFA ROMEO GTV	0.4	5.9	8.6	3.3	3.6	0.8	-0.5	3.5	-0.1	-0.6	1.7	3.1	10.7	5.4	-0.2	-0.1	3.1	-1.7	0.83	39.29	+3.58	+24.96

Rock N Roll Classics Omloup van Vlaanderen Regularity 2024
 Classic 65 - RT4 Beveren - Detailed

Pos.	#	Crew	1	2	3	4	5	6	7	8	9	10	11	12	13	14	15	16	17	18	Coef	Total	Prev.	1st
14	22	OSTYN EMIEL VAN ONACKER SEBASTIEN OPEL ASCONA B	-1.0	4.7	5.0	1.0	1.0	1.7	-1.8	1.5	-0.9	-2.1	-0.7	0.3	5.4	-2.3	-2.8	-4.7	-2.2	-3.4	0.77	46.74	+7.45	+32.41
15	23	POPELIER JENSE MESTDAGH JASPER OPEL MANTA B GSI	-3.0	4.9	8.2	6.7	7.4	-1.9	-7.2	-2.1	-1.1	-0.8	1.7	3.5	11.4	7.0	3.1	1.5	5.0	2.4	0.83	73.34	+26.61	+59.02
16	10	VAN CALSTER GAETAN NOELANDERS YVES PORSCHE 911	-2.5	4.2	6.5	0.5	0.9	2.8	0.3	8.4	5.9	6.1	9.5	11.6	18.9	14.3	10.0	8.4	13.5	10.7	0.85	109.57	+36.23	+95.24
17	21	LEFEVERE PATRICK LEFEVERE ERIK OPEL KADETT C COUPE	-1.0	6.5	9.2	5.2	5.5	-5.5	-9.7	-1.3	-0.5	2.0	5.7	11.7	19.2	15.2	14.0	15.0	18.5	14.3	0.75	132.63	+23.06	+118.3
18	19	DUMORTIER RIK WERNIERS BERT RENAULT R5 ALPINE	0.8	6.5	9.8	6.4	7.6	2.2	-0.4	5.8	3.6	5.4	8.0	12.6	21.4	19.5	19.0	17.9	21.9	18.6	0.82	146.37	+13.75	+132.04
19	24	VINCENT RÉGINALD DELECOUR PHILIPPE RENAULT R5 GT TURBO	-0.9	7.1	10.1	7.5	8.4	0.8	-4.8	2.2	1.9	4.5	8.6	14.3	23.0	20.4	19.7	19.7	23.6	19.3	0.9	174.19	+27.82	+159.86
20	27	HEVERAEDT CHRIS HEVERAEDT KENNETH BMW E30 325I	-1.3	6.1	9.8	7.1	7.4	1.5	-1.8	5.7	5.1	8.6	12.5	19.5	28.7	26.5	24.0	24.3	68.6	66.8	0.86	274.41	+100.22	+260.09
21	12	DE MUNCK FILIP VERMANT KRISTOF LADA 2107 VFTS	0.1	5.5	7.3	2.7	3.1	2.1	-0.2	6.7	7.3	M	M	M	M	M	M	M	M	M	0.82	500	+225.59	+485.67
22	26	VAN DE WALLE NORBERT BOUSSY VANESSA PORSCHE 928	M	M	M	M	M	M	M	M	M	M	M	M	M	M	M	M	M	M	0.78	600	+100	+585.67

Rock N Roll Classics Omloup van Vlaanderen Regularity 2024
 Classic 65 - RT5 Koolskamp - Detailed

Pos.	#	Crew	1	2	3	4	5	6	7	8	9	10	11	12	13	14	15	16	17	18	19	20	21	22	23	24	25	26	Coef	Total	Prev.	1st
1	1	DEFLANDRE YVES GENGOUX BAPTISTE PORSCHE 911	0.1	0.4	1.8	0.8	4.1	0.1	-0.1	-0.5	2.9	3.4	4.5	0.6	0.2	2.5	-0.3	5.6	-0.1	6.7	0.0	1.6	2.3	4.6	0.2	-0.6	3.3	-0.4	0.74	28.1		
2	9	MAES RUBEN PYCK ASWIN PORSCHE 911	0.2	-0.1	1.0	0.7	3.8	-0.1	-0.3	-1.1	2.1	3.3	4.6	0.4	0.7	2.3	-0.4	6.1	0.4	7.1	1.9	1.4	2.9	4.9	2.1	-0.8	3.3	-0.5	0.66	28.33	+0.23	+0.23
3	18	VERSCHAEVE JAN VANROBAEYS DIRK FORD ESCORT	0.2	0.3	1.8	1.2	3.8	-0.8	0.7	-0.5	3.4	4.3	5.0	1.2	0.2	0.8	-0.1	4.4	0.6	6.6	2.7	1.8	3.0	5.4	0.9	-1.3	3.0	0.1	0.74	32.98	+4.65	+4.89
4	4	DE WOLF SAM COLE JULIE PORSCHE 924	-2.8	-3.6	-0.5	-1.3	1.6	-0.8	-1.2	-1.5	2.1	2.1	2.8	1.7	0.7	2.3	-0.3	5.4	-0.6	5.2	1.2	0.8	1.6	2.7	-0.2	-1.2	1.5	-1.6	0.79	39.71	+6.73	+11.62
5	8	KENIS JULIE CLAUW BJORN BMW 325I	0.3	-0.6	0.8	0.8	3.7	0.0	1.1	-1.0	2.9	3.9	5.8	1.0	0.4	2.0	-0.3	6.6	1.5	8.5	2.2	1.5	3.8	7.0	5.8	-0.5	3.9	-0.2	0.86	47.47	+7.76	+19.37
6	11	SAVIC MIRKO PELCKMANS CHRISTOPHE PORSCHE 911S	-0.1	-0.3	1.5	0.4	4.3	-0.7	0.3	-2.4	1.9	3.8	5.6	1.3	0.9	3.1	-0.3	6.8	2.7	11.0	2.6	2.2	4.2	7.0	4.4	-2.0	4.1	0.2	0.69	47.84	+0.37	+19.74
7	7	DE JAEGER GEERT DE JAEGER CÉDRIC PORSCHE 911	0.2	0.5	1.8	1.2	5.0	0.2	0.3	-0.2	3.9	5.2	6.9	1.6	1.5	2.9	0.2	6.9	1.3	7.9	4.2	3.6	6.5	9.2	8.0	0.4	5.9	2.4	0.7	53.48	+5.64	+25.38
8	6	LAMBERTY ALAIN FRANKENBERG FRANK OPEL ASCONA B	0.3	0.1	2.2	1.9	5.4	0.0	0.2	-0.2	3.6	4.9	7.2	2.3	1.4	2.9	0.8	7.9	1.3	8.2	3.0	2.6	4.7	8.4	6.0	0.2	4.4	0.1	0.78	54.29	+0.81	+26.19
9	2	LOUYS PIERRE LEJEUNE DOMINIQUE MG B GT V8	0.9	1.0	3.5	2.1	5.4	0.5	0.5	0.4	4.4	6.5	8.0	2.2	1.6	3.9	-0.4	5.8	1.1	8.3	3.6	3.5	6.0	8.4	5.7	1.0	5.9	1.7	0.74	58.83	+4.54	+30.73
10	5	SCHEEN BENOIT BARVAUX COLIN FORD ESCORT MK2	0.2	0.2	2.1	1.4	5.2	-0.3	0.7	0.6	5.2	6.6	8.4	1.8	1.0	3.2	-1.3	5.8	0.7	8.1	3.8	4.8	7.6	10.6	8.4	-0.1	5.1	0.9	0.76	63.54	+4.71	+35.44
11	22	OSTYN EMIEL VAN ONACKER SEBASTIEN OPEL ASCONA B	-1.4	0.9	2.7	1.4	4.6	-0.7	-1.5	-1.0	2.7	4.3	5.9	-1.5	-0.7	1.1	-3.2	3.1	-2.6	5.7	-2.2	-3.3	-0.6	2.6	0.3	-4.1	-0.7	-4.8	0.77	65.32	+1.78	+37.22
12	3	VERLINDE KOEN DOOLAEGHE BJORN TOYOTA COROLLA	0.6	0.2	3.2	2.9	6.9	-0.4	0.3	-0.1	4.5	7.0	8.9	2.1	1.4	4.3	0.0	7.0	2.7	10.5	3.8	3.7	6.1	9.2	6.7	0.1	5.9	2.1	0.84	75.18	+9.87	+47.08
13	10	VAN CALSTER GAETAN NOELANDERS YVES PORSCHE 911	1.3	0.7	3.1	3.3	7.4	0.2	5.4	-1.6	3.0	6.6	8.7	4.1	1.9	5.5	3.8	12.7	10.6	20.1	11.9	12.2	14.5	17.8	16.8	3.7	9.2	6.4	0.85	154.1	+78.92	+126
14	19	DUMORTIER RIK WERNIERS BERT RENAULT R5 ALPINE	3.6	0.7	3.4	3.2	7.3	-0.2	0.9	-0.2	4.2	7.4	9.8	7.1	6.8	9.0	7.7	16.7	14.7	24.6	23.3	24.9	28.5	33.6	34.4	26.0	33.4	32.0	0.82	287.98	+133.89	+259.89

Rock N Roll Classics Omlloop van Vlaanderen Regularity 2024
 Classic 65 - RT5 Koolskamp - Detailed

Pos.	#	Crew	1	2	3	4	5	6	7	8	9	10	11	12	13	14	15	16	17	18	19	20	21	22	23	24	25	26	Coef	Total	Prev.	1st
15	23	POPELIER JENSE MESTDAGH JASPER OPEL MANTA B GSI	2.6	-1.5	2.7	3.6	8.7	-1.9	-3.1	-10.9	-5.2	-1.3	2.2	1.8	2.7	6.5	4.8	15.8	12.4	22.9	20.7	24.9	28.9	34.3	33.5	24.0	32.3	30.4	0.83	295.53	+7.55	+267.43
16	21	LEFEVERE PATRICK LEFEVERE ERIK OPEL KADETT C COUPE	7.7	3.6	6.7	8.4	12.4	2.4	2.4	-6.4	-1.6	2.4	4.7	6.3	11.0	16.1	18.5	29.6	28.7	39.8	43.7	46.4	50.6	54.9	54.8	47.9	54.8	53.9	0.75	460.78	+165.24	+432.68
17	14	COLLEE ALAIN MORTIER DIDRIK ALFA ROMEO GTV	3.9	1.3	6.1	6.3	10.3	-1.0	1.4	-1.2	3.5	5.7	8.4	4.2	3.8	6.1	3.6	11.8	7.3	18.2	1264.5	1273.7	1285.3	1294.2	1317.3	1318.0	1335.6	M	0.83	500	+39.23	+471.9
-	16	DEWAELE HANS DEWAELE SIMON PORSCHE 911 R REPLICA	1.9	1.8	5.4	7.1	12.6	3.5	M	M	M	M	M	M	M	M	M	M	M	M	M	M	M	M	M	M	M	M	0.66	500	=	+471.9
-	24	VINCENT RÉGINALD DELECOUR PHILIPPE RENAULT R5 GT TURBO	3.7	-0.5	3.0	5.1	11.7	10.2	11.9	2.6	8.8	14.2	17.1	15.9	19.9	24.0	25.8	35.8	34.2	44.6	40.4	42.8	47.9	52.6	52.9	45.9	54.9	53.9	0.9	500	=	+471.9
-	27	HEVERAEDT CHRIS HEVERAEDT KENNETH BMW E30 325I	3.4	-0.2	3.9	5.7	10.6	1.1	0.8	-9.3	-3.6	0.3	4.2	2.4	5.4	10.9	12.2	23.2	22.0	37.9	49.3	54.7	61.0	67.5	70.9	64.5	73.4	73.5	0.86	500	=	+471.9
21	12	DE MUNCK FILIP VERMANT KRISTOF LADA 2107 VFVS	M	M	M	M	M	M	M	M	M	M	M	M	M	M	M	M	M	M	M	M	M	M	M	M	M	M	0.82	600	+100	+571.9
-	26	VAN DE WALLE NORBERT BOUSSY VANESSA PORSCHE 928	M	M	M	M	M	M	M	M	M	M	M	M	M	M	M	M	M	M	M	M	M	M	M	M	M	M	0.78	600	=	+571.9

Rock N Roll Classics Omloup van Vlaanderen Regularity 2024
 Classic 65 - RT6 Houthulst - Detailed

Pos.	#	Crew	1	2	3	4	5	6	7	8	9	10	11	12	13	14	15	16	17	18	19	20	CP	Coef	Total	Prev.	1st
1	1	DEFLANDRE YVES GENGOUX BAPTISTE PORSCHE 911	-0.2	0.4	1.3	-0.7	0.5	0.9	1.3	-0.3	0.6	2.5	3.4	0.0	0.4	0.8	0.3	1.7	0.6	2.6	0.5	0.1	0	0.74	8.32		
2	9	MAES RUBEN PYCK ASWIN PORSCHE 911	0.2	2.3	2.1	1.0	1.9	0.6	1.3	-0.8	0.5	5.6	3.0	0.3	0.1	2.5	0.7	0.4	-0.2	2.6	1.5	0.6	0	0.66	13.27	+4.95	+4.95
3	10	VAN CALSTER GAETAN NOELANDERS YVES PORSCHE 911	0.9	2.0	3.1	-0.1	0.3	0.5	1.1	-1.2	0.0	0.4	0.8	-0.7	-1.3	1.6	0.0	-1.9	-0.3	3.3	1.0	-0.6	0	0.85	14.73	+1.46	+6.41
4	7	DE JAEGER GEERT DE JAEGER CÉDRIC PORSCHE 911	-0.1	1.9	5.1	2.4	2.8	1.4	3.5	-1.0	1.1	1.7	-0.6	0.1	0.6	1.1	1.1	0.4	0.4	3.2	1.8	0.6	0	0.7	16.11	+1.38	+7.79
5	11	SAVIC MIRKO PELCKMANS CHRISTOPHE PORSCHE 911S	1.0	0.9	2.9	2.6	3.7	2.2	0.0	-1.7	-1.6	3.2	2.9	0.5	-0.4	1.4	-0.2	-0.1	0.1	2.1	-0.8	-2.0	0	0.69	20.55	+4.44	+12.23
6	8	KENIS JULIE CLAUW BJORN BMW 325I	0.6	1.4	2.5	0.4	2.2	2.6	2.1	-0.8	-0.1	4.8	4.2	2.1	0.2	3.6	-0.5	-0.1	0.3	2.8	0.8	-0.3	0	0.86	20.98	+0.43	+12.66
7	4	DE WOLF SAM COLE JULIE PORSCHE 924	1.2	3.4	2.8	0.3	1.3	0.6	1.0	-3.3	-0.4	4.4	3.4	-0.4	-1.4	0.0	-0.2	0.2	-0.8	2.8	0.0	-1.1	0	0.79	22.16	+1.17	+13.84
8	22	OSTYN EMIEL VAN ONACKER SEBASTIEN OPEL ASCONA B	0.2	1.0	0.5	1.1	2.0	0.5	2.9	1.5	2.5	4.9	3.6	0.1	3.5	5.9	-0.4	3.8	-1.6	2.1	1.6	-1.8	0	0.77	27.82	+5.67	+19.51
9	16	DEWAELE HANS DEWAELE SIMON PORSCHE 911 R REPLICIA	2.1	4.1	4.9	-0.4	2.6	2.0	1.3	-3.5	-0.8	0.6	-0.4	-1.8	-2.9	2.0	0.0	0.3	0.4	3.9	-0.5	-1.5	0	0.66	28.54	+0.72	+20.22
10	19	DUMORTIER RIK WERNIERS BERT RENAULT R5 ALPINE	2.5	1.9	3.6	0.1	1.3	2.7	1.7	-2.6	-0.3	5.7	5.1	3.7	-4.4	1.5	-2.9	-3.5	-1.5	1.6	-0.7	-1.8	0	0.82	48.96	+20.42	+40.64
11	23	PEPLIER JENSE MESTDAGH JASPER OPEL MANTA B GSI	1.9	1.0	2.2	-3.8	-3.1	-1.7	-5.8	0.3	3.8	7.3	5.6	2.9	-5.8	-0.3	-4.7	-0.5	-1.3	0.7	-2.1	1.2	0	0.83	66.94	+17.99	+58.63
12	18	VERSCHAEVE JAN VANROBAEYS DIRK FORD ESCORT	1.6	2.0	3.2	1.3	2.7	2.9	4.7	6.0	13.2	21.6	20.3	17.5	1.1	3.2	0.2	1.6	1.3	5.4	2.3	2.3	0	0.74	77.48	+10.54	+69.16
13	5	SCHEEN BENOIT BARVAUX COLIN FORD ESCORT MK2	4.5	7.5	11.2	7.9	8.2	6.8	7.7	5.9	7.8	11.3	9.6	5.8	4.9	8.8	-0.3	0.5	2.5	6.7	6.4	9.1	0	0.76	93.94	+16.46	+85.62

Rock N Roll Classics Omlloop van Vlaanderen Regularity 2024
 Classic 65 - RT6 Houthulst - Detailed

Pos.	#	Crew	1	2	3	4	5	6	7	8	9	10	11	12	13	14	15	16	17	18	19	20	CP	Coef	Total	Prev.	1st
14	21	LEFEVERE PATRICK LEFEVERE ERIK OPEL KADETT C COUPE	3.8	4.3	8.2	4.7	7.1	9.3	8.8	-2.9	-0.7	11.5	12.5	12.5	4.5	13.7	11.2	7.3	3.1	5.2	4.8	4.1	0	0.75	100.9	+6.96	+92.58
15	6	LAMBERTY ALAIN FRANKENBERG FRANK OPEL ASCONA B	0.4	2.7	4.6	4.7	7.1	6.8	9.4	11.6	11.9	13.2	18.9	16.2	2.7	1.7	-5.3	-9.6	-13.6	-13.3	-11.2	-9.5	5	0.78	205.9	+105	+197.58
16	3	VERLINDE KOEN DOOLAEGHE BJORN TOYOTA COROLLA	-0.3	2.0	12.1	6.1	7.1	6.8	1.4	-19.8	-20.3	-13.0	-9.9	-12.4	-21.1	-11.9	-3.0	-4.3	-6.1	-3.7	-5.1	-5.6	0	0.84	286.7	+80.8	+278.38
17	24	VINCENT RÉGINALD DELECOUR PHILIPPE RENAULT R5 GT TURBO	3.7	2.8	7.8	4.6	6.1	9.4	8.9	-6.2	-4.3	-1.0	0.3	-0.3	-11.2	-5.4	-11.6	-18.0	-24.2	-23.7	-26.8	-29.4	0	0.9	348.42	+61.72	+340.1
18	27	HEVERAEDT CHRIS HEVERAEDT KENNETH BMW E30 325I	3.5	0.5	2.4	-4.8	-3.5	-3.0	-5.0	-18.6	-16.1	-16.9	-17.1	-18.9	-30.7	-22.6	-23.1	-20.7	-12.2	-6.3	-10.2	-12.0	0	0.86	470.21	+121.79	+461.9
19	26	VAN DE WALLE NORBERT BOUSSY VANESSA PORSCHE 928	23.8	24.5	29.3	25.5	27.4	29.6	29.4	32.3	40.3	52.2	53.4	52.5	45.1	54.0	50.4	56.5	57.8	64.3	67.8	71.1	0	0.78	500	+29.79	+491.68

Rock N Roll Classics Omloup van Vlaanderen Regularity 2024
 Classic 65 - RT7 Passendale - Detailed

Pos.	#	Crew	1	2	3	4	5	6	7	8	9	10	11	12	13	14	15	16	17	18	19	20	21	22	23	24	25	26	27	Coef	Total	Prev.	1st
1	1	DEFLANDRE YVES GENGOUX BAPTISTE PORSCHE 911	0.2	-0.3	1.3	-0.1	0.8	-0.3	2.4	-0.4	0.7	2.6	0.3	-0.9	1.4	0.6	0.0	2.4	0.1	1.9	1.3	1.0	1.0	1.0	-0.1	0.4	1.7	5.2	-0.5	0.74	13.97		
2	9	MAES RUBEN PYCK ASWIN PORSCHE 911	0.0	-0.2	1.4	0.5	1.3	0.1	2.1	0.4	1.7	3.8	1.5	0.0	2.9	0.5	0.4	2.7	1.1	3.4	1.5	1.8	1.1	0.2	-0.1	0.9	2.0	5.7	-0.9	0.66	18.55	+4.58	+4.58
3	11	SAVIC MIRKO PELCKMANS CHRISTOPHE PORSCHE 911S	0.1	0.0	1.2	0.3	0.3	-0.7	1.7	0.8	2.3	4.5	0.6	-2.6	0.3	0.5	-1.0	1.7	-0.3	2.0	1.2	0.6	1.3	0.7	0.3	1.8	2.8	5.2	-0.6	0.69	20.22	+1.67	+6.25
4	8	KENIS JULIE CLAUW BJORN BMW 325i	0.1	-0.2	1.2	0.5	1.5	0.0	2.1	-0.1	1.9	4.2	1.1	-0.8	2.1	0.4	0.4	2.8	0.7	2.6	1.3	1.7	0.8	0.5	-0.3	1.3	2.8	7.1	-0.1	0.86	23.99	+3.77	+10.02
5	7	DE JAEGER GEERT DE JAEGER CÉDRIC PORSCHE 911	0.2	0.4	2.2	0.7	1.5	0.1	2.7	0.3	2.3	5.1	1.7	-0.2	2.5	0.7	0.7	3.1	1.4	3.6	2.0	2.3	1.9	0.8	0.7	2.0	3.1	6.7	-0.3	0.7	26.04	+2.05	+12.07
6	3	VERLINDE KOEN DOOLAEGHE BJORN TOYOTA COROLLA	0.2	-1.3	0.5	0.1	1.7	0.1	2.6	-0.6	0.7	3.4	0.2	-1.1	1.8	-0.2	0.0	2.8	1.4	3.8	2.2	2.0	1.1	0.4	0.5	1.8	3.2	7.7	0.3	0.84	27.53	+1.49	+13.56
7	4	DE WOLF SAM COLE JULIE PORSCHE 924	-0.1	-1.0	0.7	2.9	0.3	-1.4	1.1	0.0	1.2	3.6	5.3	1.3	4.3	-0.9	-0.3	2.3	1.2	3.6	2.3	1.0	1.2	0.1	-0.1	1.0	2.1	5.9	1.3	0.79	29.91	+2.38	+15.94
8	5	SCHÉEN BENOIT BARVAUX COLIN FORD ESCORT MK2	0.1	0.8	2.9	0.2	1.2	0.0	2.7	0.6	2.3	4.7	1.0	0.2	4.0	0.2	1.0	4.4	2.5	4.8	1.9	2.2	1.2	0.1	0.4	1.6	2.8	8.3	0.8	0.76	31.69	+1.79	+17.72
9	6	LAMBERTY ALAIN FRANKENBERG FRANK OPEL ASCONA B	-0.1	0.2	1.8	0.5	1.3	0.3	2.7	1.1	2.5	4.7	1.0	-0.4	3.9	1.1	-0.2	2.8	1.1	3.4	1.7	2.2	2.1	1.1	0.9	2.3	4.0	9.2	2.3	0.78	33.31	+1.61	+19.33
10	22	OSTYN EMIEL VAN ONACKER SEBASTIEN OPEL ASCONA B	0.2	0.4	2.0	0.3	0.8	0.0	2.6	-0.4	0.7	3.1	1.1	-1.1	1.9	-1.5	-1.5	0.9	-1.0	1.0	-0.8	0.2	-1.9	-1.7	-2.5	-1.7	-0.1	3.2	-5.2	0.77	37.27	+3.97	+23.3
11	18	VERSCHAEVE JAN VANROBAEYS DIRK FORD ESCORT	-0.3	0.5	2.6	1.5	1.8	0.1	2.6	1.9	4.1	6.6	1.5	0.3	3.8	0.9	0.8	3.3	1.7	4.0	2.3	1.9	1.7	1.0	1.3	2.7	3.8	6.6	-1.6	0.74	37.28	+0.01	+23.3
12	16	DEWAELE HANS DEWAELE SIMON PORSCHE 911 R REPLICA	0.1	0.3	2.3	1.0	2.5	0.8	3.9	2.8	5.2	8.4	2.2	0.5	4.0	0.8	1.0	4.1	2.7	5.6	2.9	3.1	2.3	1.1	1.1	2.4	3.9	8.1	1.7	0.66	40.85	+3.58	+26.88
13	19	DUMORTIER RIK WERNIERS BERT RENAULT R5 ALPINE	0.2	0.2	2.4	0.7	1.9	0.1	3.0	1.7	3.9	6.4	1.8	-0.2	3.1	-0.6	0.1	3.6	3.1	6.5	4.5	2.3	0.5	-0.5	0.0	2.5	4.7	10.6	5.1	0.82	48.42	+7.56	+34.44
14	10	VAN CALSTER GAETAN NOELANDERS YVES PORSCHE 911	-0.2	-2.0	-0.3	2.1	2.0	-0.3	2.4	0.9	4.0	6.9	1.5	0.3	3.5	1.5	1.1	3.4	1.8	4.7	2.6	2.8	0.3	1.2	1.3	3.7	5.8	9.7	2.4	0.85	49.58	+1.16	+35.61
15	23	POPELIER JENSE MESTDAGH JASPER OPEL MANTA B GSI	-6.3	0.2	2.6	0.4	1.5	-2.2	1.1	1.7	4.1	7.1	-2.1	-6.0	-2.5	-1.6	-1.6	2.0	1.4	4.9	4.2	3.4	1.8	0.5	0.9	3.3	5.5	12.0	6.5	0.83	83.67	+34.09	+69.69
16	21	LEFEVERE PATRICK LEFEVERE ERIK OPEL KADETT C COUPE	-4.9	-11.0	-8.0	-5.8	-5.2	-4.9	-1.8	1.7	5.9	9.4	1.2	-4.2	-0.5	-4.6	-5.9	-2.1	-1.4	2.8	3.4	3.8	2.5	-5.5	-9.7	-7.2	-4.2	2.5	-1.6	0.75	180.53	+96.86	+166.55











Rock N Roll Classics Omloup van Vlaanderen Regularity 2024
 Classic 65 - RT7 Passendale - Detailed

Pos.	#	Crew	1	2	3	4	5	6	7	8	9	10	11	12	13	14	15	16	17	18	19	20	21	22	23	24	25	26	27	Coef	Total	Prev.	1st
17	24	VINCENT RÉGINALD DELECOUR PHILIPPE RENAULT R5 GT TURBO	-6.0	-22.0	-19.6	-22.7	-30.2	-35.4	-31.8	-30.4	-26.2	-21.8	-31.2	-38.7	-35.1	-42.3	-52.0	-48.3	-48.8	-44.3	-44.8	-45.8	-47.3	-55.1	-59.6	-56.2	-52.5	-44.9	-49.7	0.9	500	+319.48	+486.03
-	26	VAN DE WALLE NORBERT BOUSSY VANESSA PORSCHE 928	0.5	-7.3	-4.1	-6.1	-12.4	-17.5	-14.0	-12.0	-8.2	-4.2	-12.4	-19.6	-15.5	-21.6	-29.8	-25.8	-26.4	-22.0	-21.5	-21.7	-21.6	-27.9	-32.6	-29.3	-26.4	-17.3	-21.2	0.78	500	=	+486.03
-	27	HEVERAEDT CHRIS HEVERAEDT KENNETH BMW E30 325I	-7.7	-24.2	-21.2	-24.6	-29.7	-32.3	-29.4	-28.0	-21.6	-17.0	-13.2	-14.4	-11.0	-15.0	-19.4	-16.4	-16.8	-12.8	-13.1	-14.2	-16.0	-23.2	-27.8	-22.9	-19.9	-13.8	-12.2	0.86	500	=	+486.03

Rock N Roll Classics Omlloop van Vlaanderen Regularity 2024
 Classic 65 - RT8 Zilverberg - Detailed

Pos.	#	Crew	1	2	3	4	5	6	7	8	9	10	11	12	13	14	15	16	17	Coef	Total	Prev.	1st
1	11	SAVIC MIRKO PELCKMANS CHRISTOPHE PORSCHE 911S	1.4	1.1	-0.3	-0.5	0.1	0.7	2.1	-0.3	1.0	1.7	0.7	0.7	1.6	2.4	-1.1	2.9	0.7	0.69	8.79		
2	4	DE WOLF SAM COLE JULIE PORSCHE 924	0.6	0.6	0.4	-0.8	-0.8	0.7	1.7	-0.8	0.2	1.8	1.3	1.1	1.8	0.3	-1.7	2.1	0.5	0.79	9.89	+1.1	+1.1
3	1	DEFLANDRE YVES GENGOUX BAPTISTE PORSCHE 911	0.6	1.2	0.6	0.8	0.8	1.5	2.6	0.1	1.6	2.3	1.2	1.5	2.1	1.2	-0.7	3.0	0.2	0.74	10.76	+0.87	+1.97
4	9	MAES RUBEN PYCK ASWIN PORSCHE 911	0.3	1.8	0.2	-0.1	0.2	0.9	2.6	-0.1	1.7	2.7	0.7	1.4	1.6	2.8	-1.0	3.2	1.8	0.66	11.36	+0.6	+2.57
5	22	OSTYN EMIEL VAN ONACKER SEBASTIEN OPEL ASCONA B	1.5	2.2	0.9	0.5	-0.7	1.3	2.8	-0.7	0.6	2.7	0.9	0.9	1.0	0.6	-2.1	2.3	-0.4	0.77	13.01	+1.65	+4.22
6	3	VERLINDE KOEN DOOLAEGHE BJORN TOYOTA COROLLA	-2.2	1.9	1.1	0.6	-0.4	1.0	2.5	-0.4	0.9	2.8	0.8	0.6	0.7	1.6	-1.4	3.1	1.9	0.84	16.12	+3.11	+7.33
7	7	DE JAEGER GEERT DE JAEGER CÉDRIC PORSCHE 911	1.6	2.1	0.8	1.3	0.6	1.8	2.9	0.2	2.3	3.4	2.0	2.0	2.7	2.6	0.0	3.7	1.2	0.7	16.45	+0.33	+7.66
8	5	SCHEEN BENOIT BARVAUX COLIN FORD ESCORT MK2	2.2	2.5	0.7	0.9	0.2	1.5	3.0	-0.4	2.1	3.1	2.2	1.9	1.9	2.7	-0.2	3.7	1.3	0.76	17.25	+0.8	+8.46
9	8	KENIS JULIE CLAUW BJORN BMW 325I	1.5	2.3	1.0	1.4	0.1	1.2	2.9	0.7	2.1	2.8	1.6	1.2	2.7	2.3	-0.5	3.4	1.4	0.86	18.06	+0.81	+9.27
10	18	VERSCHAEVE JAN VANROBAEYS DIRK FORD ESCORT	-2.8	2.6	0.6	0.8	0.4	2.1	3.5	0.0	2.0	3.7	2.3	1.5	2.3	3.0	-0.1	3.6	1.3	0.74	21.47	+3.41	+12.68
11	16	DEWAELE HANS DEWAELE SIMON PORSCHE 911 R REPLICA	1.8	2.1	0.8	1.3	0.9	2.8	4.5	0.6	2.6	4.3	3.1	2.6	3.4	3.5	-0.6	4.4	3.4	0.66	22.71	+1.23	+13.92
12	10	VAN CALSTER GAETAN NOELANDERS YVES PORSCHE 911	-1.2	1.7	0.3	2.0	1.0	2.7	4.6	0.3	2.5	4.2	2.5	0.3	3.7	4.4	-1.7	3.2	2.1	0.85	28.11	+5.4	+19.32
13	23	POPELIER JENSE MESTDAGH JASPER OPEL MANTA B GSI	0.0	2.0	1.8	-1.4	-1.2	0.1	3.1	-1.7	0.8	4.5	4.4	-2.9	2.5	3.6	-0.5	4.4	4.6	0.83	32.56	+4.45	+23.77











Rock N Roll Classics Omlloop van Vlaanderen Regularity 2024
 Classic 65 - RT8 Zilverberg - Detailed

Pos.	#	Crew	1	2	3	4	5	6	7	8	9	10	11	12	13	14	15	16	17	Coef	Total	Prev.	1st
14	19	 DUMORTIER RIK  WERNIERS BERT RENAULT R5 ALPINE	3.6	5.1	4.1	0.9	1.1	2.1	4.2	0.5	2.4	5.7	4.8	1.9	3.5	3.9	-0.2	5.0	5.7	0.82	38.13	+5.57	+29.34
15	21	 LEFEVERE PATRICK  LEFEVERE ERIK OPEL KADETT C COUPE	1.5	1.2	0.2	-2.3	-3.9	-2.1	0.6	-5.5	-3.8	1.7	3.2	-2.6	1.1	5.2	1.0	5.7	4.7	0.75	50.08	+11.95	+41.29
16	26	 VAN DE WALLE NORBERT  BOUSSY VANESSA PORSCHE 928	1.6	2.3	1.7	-2.4	-8.8	-12.4	-9.1	-14.6	-12.7	-7.4	-5.4	-5.5	-3.4	-0.7	-5.0	1.3	2.0	0.78	167.79	+117.72	+159
17	24	 VINCENT RÉGINALD  DELECOUR PHILIPPE RENAULT R5 GT TURBO	-0.7	1.5	1.3	-0.4	-6.4	-10.3	-7.2	-14.9	-14.5	-9.1	-6.8	-14.9	-12.2	-7.0	-10.7	-5.2	-4.8	0.9	237.02	+69.23	+228.23
18	27	 HEVERAEDT CHRIS  HEVERAEDT KENNETH BMW E30 325I	-2.1	-1.9	-3.0	-5.5	-13.0	-18.0	-15.3	-21.5	-19.7	-14.3	-10.2	-14.6	-8.0	1.4	-1.4	4.6	9.6	0.86	295.13	+58.11	+286.34
19	6	 LAMBERTY ALAIN  FRANKENBERG FRANK OPEL ASCONA B	M	M	M	M	M	M	M	M	M	M	M	M	M	M	M	M	M	0.78	600	+304.87	+591.21

Rock N Roll Classics Omloup van Vlaanderen Regularity 2024
 Classic 65 - RT9 Rumbeke - Detailed

Pos.	#	Crew	1	2	3	4	5	6	7	8	9	10	11	12	13	14	15	16	17	18	19	20	21	22	23	Coef	Total	Prev.	1st
1	1	DEFLANDRE YVES GENGOUX BAPTISTE PORSCHE 911	0.2	0.3	0.9	-0.9	3.7	0.8	2.8	3.0	0.2	0.2	1.5	0.3	2.6	0.2	-0.4	0.7	0.4	1.0	0.4	2.0	-0.1	0.3	0.3	0.74	11.16		
2	18	VERSCHAEVE JAN VANROBAEYS DIRK FORD ESCORT	2.1	0.0	2.1	-0.2	4.4	1.5	3.4	3.4	-0.4	-0.8	1.3	-0.2	2.3	0.1	-0.3	1.2	0.6	1.5	0.0	2.7	-0.5	1.0	-0.3	0.74	16.14	+4.98	+4.98
3	9	MAES RUBEN PYCK ASWIN PORSCHE 911	0.0	0.1	0.6	-0.7	4.2	2.5	5.2	5.8	1.0	-0.6	1.0	0.4	3.2	0.1	0.0	-0.1	0.8	1.2	0.0	1.2	-1.2	-0.2	-0.8	0.66	16.59	+0.45	+5.43
4	7	DE JAEGER GEERT DE JAEGER CÉDRIC PORSCHE 911	0.0	0.5	1.1	0.5	5.4	3.0	5.0	4.9	0.4	-0.2	1.9	1.2	3.8	0.6	0.2	0.6	2.7	1.7	0.5	2.5	0.0	0.7	0.0	0.7	19.67	+3.08	+8.51
5	5	SCHÉEN BENOIT BARVAUX COLIN FORD ESCORT MK2	-0.2	0.1	1.2	0.5	5.6	2.8	5.3	6.2	1.0	0.2	2.0	1.1	4.0	0.0	-0.1	2.1	0.3	0.3	-0.2	2.4	0.5	1.3	-0.3	0.76	22.04	+2.37	+10.88
6	11	SAVIC MIRKO PELCKMANS CHRISTOPHE PORSCHE 911S	-0.2	0.2	0.2	-1.0	4.1	2.4	4.6	4.9	0.3	-1.5	0.0	0.2	3.2	0.2	0.3	0.4	13.8	3.8	0.3	1.6	-0.6	1.3	0.7	0.69	27.63	+5.59	+16.47
7	8	KENIS JULIE CLAUW BJORN BMW 325I	-0.1	0.9	1.7	0.0	5.3	3.3	6.0	6.7	2.2	0.6	3.0	1.4	4.3	1.2	0.8	1.3	1.2	1.6	0.1	2.5	-0.3	0.6	-0.1	0.86	30.62	+2.99	+19.46
8	22	OSTYN EMIEL VAN ONACKER SEBASTIEN OPEL ASCONA B	1.3	0.0	0.9	-1.2	3.9	0.0	1.7	1.9	-0.2	-1.2	0.4	-0.9	1.6	-1.7	-1.6	-0.6	1.5	-1.0	-1.9	-0.4	-2.6	-2.0	-3.6	0.77	32.76	+2.15	+21.6
9	4	DE WOLF SAM COLE JULIE PORSCHE 924	-1.1	-1.2	-0.4	-1.5	3.7	2.3	4.4	5.2	1.6	-1.8	-0.5	-3.3	-1.1	-1.3	-1.6	-0.3	0.2	0.6	-0.9	0.6	-2.0	-0.9	-2.7	0.79	38.57	+5.81	+27.41
10	10	VAN CALSTER GAETAN NOELANDERS YVES PORSCHE 911	1.1	0.3	2.2	-0.5	5.3	5.3	8.5	8.9	4.3	0.8	3.5	0.6	3.6	-0.1	0.2	1.5	1.2	2.7	1.2	3.9	0.3	1.4	0.2	0.85	40.38	+1.8	+29.22
11	19	DUMORTIER RIK WERNIERS BERT RENAULT R5 ALPINE	1.4	0.3	3.5	1.1	7.4	6.8	9.5	10.3	7.8	1.8	4.4	-0.3	2.3	0.8	-1.3	1.2	0.9	1.5	-0.9	1.6	-1.7	-0.2	-1.0	0.82	50.33	+9.95	+39.17
12	23	POPELIER JENSE MESTDAGH JASPER OPEL MANTA B GSI	1.7	-2.0	2.0	0.0	6.5	5.5	8.3	9.2	6.4	0.3	2.9	-1.9	1.1	-1.0	-1.9	-0.2	-0.2	0.1	-2.7	1.5	-3.0	4.3	3.0	0.83	57.51	+7.19	+46.35
13	26	VAN DE WALLE NORBERT BOUSSY VANESSA PORSCHE 928	4.7	-2.5	2.3	3.2	11.6	14.7	19.0	20.7	19.4	17.3	21.5	16.2	20.2	16.7	10.2	4.4	14.8	17.8	11.9	17.9	19.2	21.0	20.3	0.78	248.92	+191.41	+237.76
14	3	VERLINDE KOEN DOOLAEGHE BJORN TOYOTA COROLLA	-0.7	0.2	15.8	20.0	25.9	24.5	27.4	27.9	23.7	19.8	22.3	21.2	23.9	20.1	20.2	20.8	21.3	21.6	20.8	22.9	20.5	22.1	20.7	0.84	380.84	+131.92	+369.68











Rock N Roll Classics Omloup van Vlaanderen Regularity 2024
 Classic 65 - RT9 Rumbeke - Detailed

Pos.	#	Crew	1	2	3	4	5	6	7	8	9	10	11	12	13	14	15	16	17	18	19	20	21	22	23	Coef	Total	Prev.	1st	
15	24	 VINCENT RÉGINALD  DELECOUR PHILIPPE RENAULT R5 GT TURBO	2.4	-10.6	-16.4	-18.1	-10.2	-8.4	-4.5	-2.0	-3.0	-3.9	1.0	-1.4	2.7	2.0	-4.7	-9.1	-10.4	-12.4	-19.6	-18.4	-20.7	-18.8	-19.5	0.9	410.69	+29.85	+399.53	
16	27	 HEVERAEDT CHRIS  HEVERAEDT KENNETH BMW E30 325I	2.6	-5.8	-11.3	-13.9	-7.5	-7.1	-2.7	-0.7	-2.3	-7.1	-4.0	-8.4	-5.3	-8.8	-15.7	-22.0	-18.2	-22.0	-30.0	-15.4	-16.5	-14.8	-14.7	0.86	488.21	+77.52	+477.05	
17	16	 DEWAELE HANS  DEWAELE SIMON PORSCHE 911 R REPLICA	1.7	0.4	2.1	0.0	6.5	5.3	8.7	9.5	5.2	0.0	2.7	1.9	4.9	0.8	0.5	1.9	M	M	M	M	M	M	M	M	0.66	500	+11.79	+488.84
-	21	 LEFEVERE PATRICK  LEFEVERE ERIK OPEL KADETT C COUPE	-0.1	-14.0	-19.1	-21.8	-16.6	-16.2	-13.2	-12.4	-15.7	-20.7	-18.4	-23.4	-20.7	-25.2	-33.3	-35.1	-31.3	-32.8	-36.3	-28.3	-28.1	-26.7	-27.7	0.75	500	=	+488.84	
R	6	 LAMBERTY ALAIN  FRANKENBERG FRANK OPEL ASCONA B	M	M	M	M	M	M	M	M	M	M	M	M	M	M	M	M	M	M	M	M	M	M	M	M	0.78	R	n/a	n/a

Rock N Roll Classics Omloup van Vlaanderen Regularity 2024
 Classic 65 - RT10 Zoning - Detailed

Pos.	#	Crew	Ref Lap 2	Lap 2	Ref Lap 3	Lap 3	Coef	Total	Prev.	1st
1	3	VERLINDE KOEN DOOLAEGHE BJORN TOYOTA COROLLA	01:19.9	-0.5	01:15.6	0.3	0.84	0		
-	4	DE WOLF SAM COLE JULIE PORSCHE 924	01:17.4	-0.1	01:13.5	-0.3	0.79	0	=	=
3	7	DE JAEGER GEERT DE JAEGER CÉDRIC PORSCHE 911	01:15.2	-0.1	01:11.3	-0.6	0.7	0.2	+0.2	+0.2
4	9	MAES RUBEN PYCK ASWIN PORSCHE 911	01:19.6	-0.6	01:15.2	0.7	0.66	0.33	+0.13	+0.33
5	8	KENIS JULIE CLAUW BJORN BMW 325I	01:20.6	-0.6	01:16.2	0.8	0.86	0.46	+0.13	+0.46
6	5	SCHÉEN BENOIT BARVAUX COLIN FORD ESCORT MK2	01:19.1	-0.4	01:14.9	1.7	0.76	0.91	+0.45	+0.91
7	24	VINCENT RÉGINALD DELECOUR PHILIPPE RENAULT R5 GT TURBO	01:12.0	-0.8	01:07.4	0.9	0.9	0.96	+0.05	+0.96
8	21	LEFEVERE PATRICK LEFEVERE ERIK OPEL KADETT C COUPE	01:07.9	-1.2	01:02.9	1.7	0.75	2.3	+1.34	+2.3
9	26	VAN DE WALLE NORBERT BOUSSY VANESSA PORSCHE 928	01:17.2	1.4	01:14.8	3.6	0.78	3.12	+0.82	+3.12
10	19	DUMORTIER RIK WERNIERS BERT RENAULT R5 ALPINE	01:15.2	-2.2	01:09.2	-0.1	0.82	3.4	+0.28	+3.4
11	23	POPELIER JENSE MESTDAGH JASPER OPEL MANTA B GSI	01:18.2	-2.4	01:12.0	-0.7	0.83	4.2	+0.8	+4.2
12	1	DEFLANDRE YVES GENGOUX BAPTISTE PORSCHE 911	01:12.7	-2.7	01:06.2	0.3	0.74	4.4	+0.2	+4.4
13	10	VAN CALSTER GAETAN NOELANDERS YVES PORSCHE 911	01:17.5	-1.7	01:12.0	-2.6	0.85	6.6	+2.2	+6.6







Rock N Roll Classics Omlloop van Vlaanderen Regularity 2024
 Classic 65 - RT10 Zoning - Detailed

Pos.	#	Crew	Ref Lap 2	Lap 2	Ref Lap 3	Lap 3	Coef	Total	Prev.	1st
14	27	 HEVERAEDT CHRIS  HEVERAEDT KENNETH BMW E30 325I	01:06.2	-3.0	00:59.4	2.7	0.86	6.89	+0.29	+6.89
15	22	 OSTYN EMIEL  VAN ONACKER SEBASTIEN OPEL ASCONA B	01:06.6	-2.3	01:00.5	5.9	0.77	7.76	+0.87	+7.76
16	11	 SAVIC MIRKO  PELCKMANS CHRISTOPHE PORSCHE 911S	01:20.9	1.7	01:18.8	-4.4	0.69	8.63	+0.87	+8.63
17	18	 VERSCHAEVE JAN  VANROBAEYS DIRK FORD ESCORT	01:23.6	-4.6	01:15.2	10.0	0.74	15.23	+6.6	+15.23
R	6	 LAMBERTY ALAIN  FRANKENBERG FRANK OPEL ASCONA B	-	M	-	M	0.78	R	n/a	n/a

Rock N Roll Classics Omloup van Vlaanderen Regularity 2024
 Classic 65 - RT11 Houthulst - Detailed

Pos.	#	Crew	1	2	3	4	5	6	7	8	9	10	11	12	13	14	15	16	17	18	19	20	21	22	23	24	Coef	Total	Prev.	1st
1	1	DEFLANDRE YVES GENGOUX BAPTISTE PORSCHE 911	0.1	-0.2	1.3	-0.8	0.4	0.1	1.4	-0.1	0.3	-0.3	0.0	1.7	3.6	1.2	0.1	-0.2	-0.3	0.5	0.4	0.0	0.1	2.8	0.7	-0.1	0.74	7.41		
2	9	MAES RUBEN PYCK ASWIN PORSCHE 911	0.5	-0.2	1.1	-0.3	0.4	0.3	0.9	-0.1	0.2	-0.2	0.0	0.8	6.1	2.3	-0.4	-0.4	1.6	-0.1	-0.1	0.0	-0.6	2.0	0.5	-0.2	0.66	7.66	+0.25	+0.25
3	4	DE WOLF SAM COLE JULIE PORSCHE 924	0.1	-0.9	0.6	-0.9	0.3	-0.5	0.6	-0.7	-0.4	-0.5	-0.2	1.3	3.3	0.3	-0.5	-1.6	-0.1	-0.8	-0.8	-0.5	-0.5	2.0	-0.3	-0.7	0.79	9.99	+2.33	+2.58
4	7	DE JAEGER GEERT DE JAEGER CÉDRIC PORSCHE 911	-0.1	0.2	1.6	0.1	1.0	1.1	1.1	0.9	1.6	0.2	0.4	2.4	4.2	1.9	1.0	0.5	0.3	0.4	0.1	0.5	0.0	3.0	1.3	0.0	0.7	10.57	+0.58	+3.16
5	11	SAVIC MIRKO PELCKMANS CHRISTOPHE PORSCHE 911S	0.1	-0.5	1.2	-0.8	0.7	0.3	2.1	0.8	0.7	-0.9	0.1	2.0	3.9	1.5	-0.7	0.3	1.2	0.2	-0.3	0.2	-1.0	2.3	-0.1	0.4	0.69	10.67	+0.1	+3.26
6	8	KENIS JULIE CLAUW BJORN BMW 325I	0.5	0.4	1.9	-0.3	1.6	0.1	1.1	0.6	1.3	-0.2	0.6	2.3	6.0	3.6	1.3	0.1	0.1	0.2	0.1	0.3	0.1	2.7	0.4	-0.2	0.86	15.05	+4.38	+7.64
7	3	VERLINDE KOEN DOOLAEGHE BJORN TOYOTA COROLLA	-0.1	-0.3	1.3	-0.3	0.8	0.7	0.4	-1.1	0.2	-0.4	-0.3	1.4	6.7	4.3	-0.2	-0.3	1.1	-1.2	-0.1	-0.1	-1.2	1.6	-0.2	-0.6	0.84	15.88	+0.83	+8.47
8	5	SCHEEN BENOIT BARVAUX COLIN FORD ESCORT MK2	0.3	0.1	2.0	-0.4	1.1	0.1	1.6	-0.1	1.3	-0.9	-0.6	2.1	6.8	4.1	0.3	-0.3	2.1	-0.4	-0.2	-0.6	-0.1	3.2	1.0	-0.2	0.76	16.63	+0.75	+9.22
9	18	VERSCHAEVE JAN VANROBAEYS DIRK FORD ESCORT	2.1	-0.2	2.1	0.4	1.4	1.0	1.5	1.4	2.0	0.2	-0.7	2.7	7.2	4.8	0.9	-0.8	0.7	-0.3	0.1	0.5	0.3	3.3	0.7	-0.1	0.74	19.35	+2.72	+11.94
10	10	VAN CALSTER GAETAN NOELANDERS YVES PORSCHE 911	0.9	0.3	2.2	-0.1	2.0	0.4	1.0	1.2	2.4	0.6	-0.1	2.9	7.2	5.5	1.1	0.4	2.6	0.4	0.1	0.2	1.0	4.6	0.4	-0.2	0.85	23.97	+4.62	+16.56
11	19	DUMORTIER RIK WERNIERS BERT RENAULT R5 ALPINE	3.2	0.6	3.2	1.8	3.8	3.0	3.4	4.0	1.3	-0.2	-0.8	2.2	6.4	4.6	2.0	-1.6	2.3	-1.4	-2.0	-1.8	-1.3	2.8	-0.2	-2.5	0.82	46.22	+22.25	+38.81
12	22	OSTYN EMIEL VAN ONACKER SEBASTIEN OPEL ASCONA B	0.4	0.0	1.7	-0.2	1.9	-0.2	1.0	0.2	-0.4	-1.1	-1.5	0.6	3.6	0.8	-2.4	-2.6	-2.6	-3.4	-3.4	-3.8	-4.0	-0.5	-4.1	-4.9	0.77	61.68	+15.46	+54.27
13	23	POPELIER JENSE MESTDAGH JASPER OPEL MANTA B GSI	3.2	-1.2	1.5	-0.4	1.6	-1.4	-0.8	0.2	0.8	-8.2	-1.1	1.6	4.9	3.3	0.3	-9.9	-2.6	-3.5	-3.8	-3.5	-3.1	1.1	-1.6	-3.4	0.83	86.82	+25.14	+79.41

Rock N Roll Classics Omlloop van Vlaanderen Regularity 2024
 Classic 65 - RT11 Houthulst - Detailed

Pos.	#	Crew	1	2	3	4	5	6	7	8	9	10	11	12	13	14	15	16	17	18	19	20	21	22	23	24	Coef	Total	Prev.	1st
14	24	 VINCENT RÉGINALD  DELECOUR PHILIPPE RENAULT R5 GT TURBO	3.8	-0.1	2.3	1.4	5.1	0.4	1.6	3.4	0.9	-7.7	-17.4	-15.8	-15.0	-15.3	-17.1	-27.6	-23.7	-31.1	-39.3	-48.4	-53.4	-49.3	-52.5	-55.4	0.9	500	+413.18	+492.59
-	26	 VAN DE WALLE NORBERT  BOUSSY VANESSA PORSCHE 928	3.9	-0.1	2.6	2.4	5.0	-0.9	0.0	1.4	-2.6	-12.5	-19.3	-17.8	-16.2	-16.9	-18.8	-24.8	-17.8	-23.5	-25.5	-28.4	-27.8	-22.1	-23.1	-22.8	0.78	500	=	+492.59
-	27	 HEVERAEDT CHRIS  HEVERAEDT KENNETH BMW E30 325I	4.2	-0.3	2.4	1.2	3.9	-3.8	-2.5	-2.3	-5.9	-15.9	-20.5	-17.7	-14.0	-13.4	-14.3	-18.7	-12.9	-20.8	-28.2	-36.2	-40.4	-36.3	-25.6	-13.9	0.86	500	=	+492.59

Rock N Roll Classics Omloup van Vlaanderen Regularity 2024
 Classic 65 - RT12 Passendale - Detailed

Pos.	#	Crew	1	2	3	4	5	6	7	8	9	10	11	12	13	14	15	16	17	18	19	20	21	22	23	24	25	26	27	Coef	Total	Prev.	1st
1	1	DEFLANDRE YVES GENGOUX BAPTISTE PORSCHE 911	0.0	-0.5	0.9	-0.2	0.5	-0.4	1.8	-0.2	0.5	2.1	0.6	-0.7	1.9	0.2	0.2	2.3	0.0	1.9	1.5	0.9	0.8	1.0	0.0	0.6	1.6	5.4	-0.7	0.74	12.86		
2	9	MAES RUBEN PYCK ASWIN PORSCHE 911	0.2	-0.3	0.9	0.8	0.7	0.2	2.1	0.9	1.3	2.7	1.0	-1.0	1.7	0.8	0.4	2.4	0.9	2.9	1.3	0.6	0.6	0.7	-0.4	0.6	1.4	4.9	0.2	0.66	13.67	+0.81	+0.81
3	4	DE WOLF SAM COLE JULIE PORSCHE 924	-0.1	-1.0	0.3	-1.1	-0.5	-1.1	1.0	-0.4	-0.1	1.6	0.6	-1.7	1.9	-0.4	-0.2	2.0	0.4	2.1	0.8	0.0	0.1	-0.7	-0.7	0.0	1.3	5.1	-1.9	0.79	18.8	+5.13	+5.94
4	11	SAVIC MIRKO PELCKMANS CHRISTOPHE PORSCHE 911S	0.1	-1.4	0.0	0.0	0.2	-1.0	1.5	1.0	1.9	3.8	0.5	-2.4	0.8	0.0	-0.6	2.2	0.1	2.4	1.3	0.7	0.5	0.2	-0.5	1.0	1.8	5.2	-0.3	0.69	18.94	+0.14	+6.08
5	8	KENIS JULIE CLAUW BJORN BMW 325i	0.1	-0.2	1.1	0.3	0.8	0.1	2.0	0.4	1.7	3.4	1.2	-1.1	1.5	0.4	0.4	2.5	0.4	2.2	1.1	0.8	1.0	0.7	-0.3	1.0	2.2	6.0	0.0	0.86	19.43	+0.49	+6.57
6	18	VERSCHAEVE JAN VANROBAEYS DIRK FORD ESCORT	-0.7	-0.2	1.9	1.0	0.9	0.0	2.4	0.7	1.7	4.4	1.0	-0.7	1.9	-0.5	0.1	3.0	1.7	4.6	2.4	0.5	0.5	0.2	-0.5	0.4	1.7	4.5	-0.2	0.74	20.26	+0.83	+7.4
7	7	DE JAEGER GEERT DE JAEGER CÉDRIC PORSCHE 911	0.1	0.0	1.6	0.6	1.3	-0.1	2.1	0.9	2.3	4.6	1.4	-0.6	2.0	0.8	0.8	3.1	1.2	3.3	1.9	1.3	1.0	0.7	0.3	1.2	2.0	5.2	0.4	0.7	20.36	+0.1	+7.5
8	3	VERLINDE KOEN DOOLAEGHE BJORN TOYOTA COROLLA	0.0	-1.3	0.3	0.4	1.1	0.0	2.1	-0.1	0.7	2.8	0.0	-0.2	2.5	0.2	0.0	2.5	1.0	3.2	0.5	0.6	1.4	1.1	0.9	1.8	3.1	7.8	0.5	0.84	22.68	+2.32	+9.82
9	5	SCHEEN BENOIT BARVAUX COLIN FORD ESCORT MK2	-0.2	0.3	2.1	-0.1	1.2	0.5	3.1	0.8	1.5	3.5	1.2	0.0	3.8	0.1	0.5	3.8	2.0	4.3	1.0	1.7	1.7	0.6	0.6	1.9	3.2	7.5	-0.1	0.76	27.36	+4.68	+14.5
10	10	VAN CALSTER GAETAN NOELANDERS YVES PORSCHE 911	-0.8	0.4	2.2	1.0	1.2	0.3	2.6	1.4	4.2	6.6	0.9	-0.9	2.0	0.2	0.9	3.0	1.5	4.5	1.0	0.4	1.5	0.0	-0.1	2.1	3.8	8.8	1.5	0.85	36.42	+9.06	+23.56
11	19	DUMORTIER RIK WERNIERS BERT RENAULT R5 ALPINE	0.2	0.7	2.6	0.9	1.9	0.5	3.1	0.9	2.5	4.7	1.4	-0.5	2.5	-0.2	-0.1	3.1	2.8	5.9	4.1	0.5	1.1	-0.2	0.5	2.6	4.7	10.5	5.1	0.82	42.31	+5.89	+29.45
12	22	OSTYN EMIEL VAN ONACKER SEBASTIEN OPEL ASCONA B	0.6	0.1	2.0	0.7	0.3	-0.9	1.9	0.4	0.8	2.7	0.3	-2.1	0.8	-2.0	-1.6	1.0	-0.6	1.3	-1.3	-1.3	-1.4	-2.7	-2.7	-1.9	-1.0	3.5	-4.3	0.77	42.53	+0.22	+29.67
13	23	POPELIER JENSE MESTDAGH JASPER OPEL MANTA B GSI	-4.3	-1.3	0.9	-1.2	-0.2	-2.7	0.4	-0.9	0.9	3.4	-2.6	-8.0	-4.4	-1.8	-1.0	2.1	1.5	4.8	4.6	0.7	-2.2	-1.0	-1.3	1.1	3.5	9.2	3.6	0.83	77.55	+35.02	+64.69
14	24	VINCENT RÉGINALD DELECOUR PHILIPPE RENAULT R5 GT TURBO	-6.3	-23.3	-21.3	-23.8	-30.9	-36.4	-32.7	-28.7	-23.9	-19.8	-24.6	-25.8	-21.4	-10.8	-7.3	-2.6	-0.6	6.0	8.7	15.6	18.9	15.4	15.5	19.2	23.1	31.6	30.7	0.9	500	+422.45	+487.14
-	26	VAN DE WALLE NORBERT BOUSSY VANESSA PORSCHE 928	-5.5	-19.9	-17.8	-21.3	-30.6	-37.0	-34.3	-34.8	-31.2	-27.6	-38.1	-45.8	-42.2	-48.9	-52.7	-48.3	-47.0	-42.6	-42.0	-44.6	-44.8	-49.9	-51.7	-48.4	-45.8	-39.4	-43.8	0.78	500	=	+487.14
-	27	HEVERAEDT CHRIS HEVERAEDT KENNETH BMW E30 325i	-7.1	-21.2	-19.2	-21.0	-24.9	-29.2	-26.4	-26.3	-22.4	-19.0	-26.1	-30.8	-27.5	-30.6	-27.6	-22.0	-19.9	-15.0	-10.6	-9.8	-9.3	-14.5	-9.1	-4.6	-1.4	5.4	2.0	0.86	500	=	+487.14

Rock N Roll Classics Omlloop van Vlaanderen Regularity 2024
 Classic 65 - RT13 Zilverberg - Detailed

Pos.	#	Crew	1	2	3	4	5	6	7	8	9	10	11	12	13	14	15	16	17	18	19	20	21	22	23	Coef	Total	Prev.	1st
1	9	MAES RUBEN PYCK ASWIN PORSCHE 911	0.9	-0.2	1.9	0.8	0.2	-0.1	0.2	1.1	1.7	0.0	1.0	0.3	2.1	-1.5	0.6	0.1	1.2	0.1	0.2	0.7	-1.6	2.0	0.6	0.66	9.88		
2	4	DE WOLF SAM COLE JULIE PORSCHE 924	0.9	0.1	2.5	1.7	-0.8	-0.2	-0.8	1.2	2.2	0.2	1.6	0.3	2.6	-0.7	1.5	-0.2	0.3	1.0	-0.4	-0.1	-1.7	2.1	1.6	0.79	14.59	+4.71	+4.71
3	1	DEFLANDRE YVES GENGOUX BAPTISTE PORSCHE 911	0.6	-0.5	1.4	0.8	0.2	-0.2	0.2	1.4	2.4	0.7	2.1	0.9	3.0	0.6	2.9	0.4	1.8	2.2	1.4	2.1	-1.5	2.2	0.9	0.74	15.99	+1.4	+6.11
4	7	DE JAEGER GEERT DE JAEGER CÉDRIC PORSCHE 911	1.5	0.6	2.8	0.0	1.7	0.7	1.1	2.0	2.4	0.8	2.4	0.7	2.8	0.6	3.0	0.8	2.4	2.1	0.4	1.4	-0.5	4.2	2.1	0.7	18.27	+2.28	+8.39
5	11	SAVIC MIRKO PELCKMANS CHRISTOPHE PORSCHE 911S	1.7	0.1	2.5	1.9	0.0	-0.6	0.0	1.1	1.7	0.1	1.3	-0.2	2.2	0.9	3.1	-2.1	-1.3	0.8	-0.9	1.4	-1.8	1.9	0.0	0.69	18.41	+0.14	+8.53
6	8	KENIS JULIE CLAUW BJORN BMW 325I	-1.1	-0.1	2.1	1.6	0.7	-0.6	-0.2	2.0	3.0	0.3	1.5	0.0	2.2	-0.1	2.6	-1.4	1.3	4.0	0.0	2.1	0.0	3.8	2.2	0.86	22.64	+4.23	+12.76
7	5	SCHEEN BENOIT BARVAUX COLIN FORD ESCORT MK2	2.3	0.7	3.8	3.0	-0.9	0.3	-0.4	-1.8	-0.9	-0.2	2.3	0.9	3.6	0.6	3.2	-2.0	-1.3	-1.9	-2.2	1.3	-0.8	3.3	2.9	0.76	32.24	+9.61	+22.37
8	18	VERSCHAEVE JAN VANROBAEYS DIRK FORD ESCORT	-3.6	-3.3	-0.1	1.5	0.4	0.1	-0.3	1.8	2.7	0.9	2.1	0.8	3.7	0.1	2.5	-4.5	0.6	0.1	-2.8	-1.5	-3.4	0.5	-0.7	0.74	41.55	+9.31	+31.68
9	10	VAN CALSTER GAETAN NOELANDERS YVES PORSCHE 911	-2.8	-5.9	-3.5	-3.9	1.5	-0.3	-0.1	0.6	1.7	0.0	1.3	0.6	2.9	-0.5	2.0	-0.9	0.7	3.0	1.7	4.6	-0.1	4.3	2.9	0.85	47.11	+5.55	+37.23
10	23	POPELIER JENSE MESTDAGH JASPER OPEL MANTA B GSI	-1.7	-2.8	0.0	-0.5	-3.3	-2.3	-0.5	-1.1	0.3	-4.8	-1.0	-1.1	2.5	0.1	2.6	-3.2	-1.1	-0.6	-3.8	-1.8	-1.3	2.8	2.8	0.83	53.02	+5.92	+43.15
11	19	DUMORTIER RIK WERNIERS BERT RENAULT R5 ALPINE	3.6	2.8	5.8	5.1	4.6	1.4	-0.5	2.2	3.4	2.7	3.5	3.0	6.8	5.5	8.5	-0.5	-0.6	-0.7	-2.4	-0.7	-3.5	2.0	2.5	0.82	56.23	+3.21	+46.35
12	3	VERLINDE KOEN DOOLAEGHE BJORN TOYOTA COROLLA	12.5	9.5	11.6	9.6	3.7	-1.2	0.0	5.2	6.2	2.3	3.9	3.3	6.3	2.9	5.5	2.0	4.6	3.6	1.3	2.0	-1.7	2.6	1.9	0.84	79.82	+23.59	+69.94
13	22	OSTYN EMIEL VAN ONACKER SEBASTIEN OPEL ASCONA B	2.0	0.3	2.9	1.9	3.2	3.4	4.2	0.9	2.3	3.3	4.8	3.5	6.7	3.2	5.7	-3.2	-3.3	-4.1	-3.1	-2.3	-7.4	-3.3	-5.0	0.77	86.97	+7.15	+77.09





Rock N Roll Classics Omloop van Vlaanderen Regularity 2024
 Classic 65 - RT13 Zilverberg - Detailed

Pos.	#	Crew	1	2	3	4	5	6	7	8	9	10	11	12	13	14	15	16	17	18	19	20	21	22	23	Coef	Total	Prev.	1st
14	27	HEVERAEDT CHRIS HEVERAEDT KENNETH BMW E30 325i	2.3	1.1	4.0	4.0	2.6	-0.4	-1.5	0.9	3.0	-0.2	1.0	0.6	5.3	6.2	8.8	2.5	3.6	6.4	5.4	11.0	10.5	16.1	17.6	0.86	90.49	+3.52	+80.62
15	26	VAN DE WALLE NORBERT BOUSSY VANESSA PORSCHE 928	8.3	7.1	10.8	11.7	10.7	8.3	6.5	8.8	10.8	4.5	6.4	8.3	14.6	13.6	17.2	11.8	13.7	16.4	16.0	18.8	17.2	23.0	22.5	0.78	214.89	+124.4	+205.01

Rock N Roll Classics Omloup van Vlaanderen Regularity 2024
 Classic 65 - RT14 Rumbeke - Detailed

Pos.	#	Crew	1	2	3	4	5	6	7	8	9	10	11	12	13	14	15	16	17	18	19	20	21	22	23	Coef	Total	Prev.	1st
1	9	MAES RUBEN PYCK ASWIN PORSCHE 911	0.4	0.7	0.8	-2.0	2.2	0.0	1.7	2.4	-0.6	-0.7	0.5	-0.2	2.1	0.5	0.5	0.6	1.3	1.4	0.4	1.2	0.1	0.6	-0.1	0.66	9.87		
2	1	DEFLANDRE YVES GENGOUX BAPTISTE PORSCHE 911	0.0	0.5	1.0	-0.9	3.4	0.2	2.3	2.9	0.0	-0.6	1.2	-0.3	2.0	0.2	0.0	0.8	1.0	1.3	0.4	1.5	-0.2	0.7	0.2	0.74	10.32	+0.45	+0.45
3	18	VERSCHAEVE JAN VANROBAEYS DIRK FORD ESCORT	1.3	0.6	2.1	-0.5	3.8	-0.2	1.7	2.2	0.0	0.2	2.5	0.5	2.6	0.4	-0.2	1.1	0.8	1.3	-0.4	2.3	0.5	1.7	-0.1	0.74	12.95	+2.63	+3.08
4	11	SAVIC MIRKO PELCKMANS CHRISTOPHE PORSCHE 911S	0.1	0.3	1.4	-0.4	4.6	1.7	4.0	4.8	-0.4	-1.2	1.0	-0.3	2.8	0.4	-0.1	-1.0	-0.1	0.9	-0.6	1.6	0.1	1.5	0.2	0.69	15.92	+2.97	+6.05
5	3	VERLINDE KOEN DOOLAEGHE BJORN TOYOTA COROLLA	-0.3	0.4	2.0	-0.5	4.1	1.4	3.6	4.1	-0.2	0.3	2.1	0.2	2.6	0.7	-0.5	0.3	1.7	1.3	0.2	1.2	0.0	0.8	0.3	0.84	16.46	+0.55	+6.59
6	7	DE JAEGER GEERT DE JAEGER CÉDRIC PORSCHE 911	0.2	0.4	2.0	0.2	5.2	3.3	5.4	5.5	1.0	0.6	2.5	0.9	3.1	0.9	0.3	0.9	1.4	1.2	0.3	1.6	0.5	1.1	0.3	0.7	20.02	+3.56	+10.15
7	8	KENIS JULIE CLAUW BJORN BMW 325I	0.1	0.7	2.0	-0.5	4.3	2.1	4.7	5.5	0.9	-0.3	2.6	0.9	3.7	0.9	0.5	1.9	1.2	1.4	0.2	1.5	-0.3	0.9	-0.3	0.86	23.39	+3.37	+13.52
8	5	SCHEEN BENOIT BARVAUX COLIN FORD ESCORT MK2	0.1	0.4	1.4	0.1	4.9	1.5	4.9	10.4	6.1	-1.0	1.4	0.1	2.7	-0.9	-0.9	1.0	1.3	0.9	-0.2	1.5	-0.5	0.6	-0.4	0.76	27	+3.6	+17.13
9	4	DE WOLF SAM COLE JULIE PORSCHE 924	-1.0	-0.8	0.6	-1.3	2.8	3.8	5.5	6.0	1.5	-2.4	-1.2	-2.9	-0.6	-0.3	-0.8	0.0	-1.2	0.3	-1.1	0.5	-0.9	-0.2	-1.1	0.79	32.19	+5.19	+22.32
10	22	OSTYN EMIEL VAN ONACKER SEBASTIEN OPEL ASCONA B	0.0	0.1	1.3	-0.8	3.8	-1.2	0.4	0.8	-0.6	-1.4	0.1	-0.4	2.2	-1.7	-1.3	-0.9	-0.2	-0.8	-1.5	-1.7	-2.8	-1.9	-3.9	0.77	32.7	+0.51	+22.83
11	10	VAN CALSTER GAETAN NOELANDERS YVES PORSCHE 911	0.6	0.6	2.8	0.2	5.6	5.2	8.1	9.0	5.4	0.3	2.9	-0.8	2.3	0.4	0.1	1.4	1.6	3.4	1.3	3.2	-1.2	0.7	-0.1	0.85	41.19	+8.49	+31.32
12	23	POPELIER JENSE MESTDAGH JASPER OPEL MANTA B GSI	-0.3	-2.0	0.6	-1.5	4.6	2.4	4.7	5.6	2.8	-0.4	2.2	-2.8	-0.2	-2.6	-3.8	1.0	-1.7	1.1	-0.9	-1.8	-3.3	-1.8	-0.9	0.83	52.22	+11.03	+42.35
13	19	DUMORTIER RIK WERNIERS BERT RENAULT R5 ALPINE	1.7	0.3	3.7	1.8	7.9	6.7	8.9	10.2	7.3	2.8	5.7	2.0	4.5	0.5	-0.5	1.1	25.8	23.5	14.6	13.7	10.9	12.6	11.6	0.82	136.94	+84.73	+127.07
14	26	VAN DE WALLE NORBERT BOUSSY VANESSA PORSCHE 928	5.1	0.7	1.3	1.2	9.8	13.9	17.8	20.2	19.4	18.1	22.6	20.3	23.8	21.1	15.6	14.9	16.5	20.2	16.4	20.3	21.8	23.5	23.0	0.78	277.68	+140.74	+267.81





Rock N Roll Classics Omlloop van Vlaanderen Regularity 2024
 Classic 65 - RT14 Rumbeke - Detailed

Pos.	#	Crew	1	2	3	4	5	6	7	8	9	10	11	12	13	14	15	16	17	18	19	20	21	22	23	Coef	Total	Prev.	1st
15	27	 HEVERAEDT CHRIS  HEVERAEDT KENNETH BMW E30 325i	6.9	0.4	-1.8	-3.5	3.2	4.0	7.5	9.3	7.1	3.2	6.5	1.9	4.9	0.7	-4.0	-8.0	-10.2	-12.3	-19.3	-17.8	-17.2	-14.4	-14.8	0.86	278.34	+0.66	+268.47
R	24	 VINCENT RÉGINALD  DELECOUR PHILIPPE RENAULT R5 GT TURBO	63.4	63.8	68.5	70.2	82.7	89.9	97.5	103.1	111.7	118.6	125.8	129.9	134.7	138.3	137.9	142.5	146.6	174.6	177.9	185.6	193.3	201.3	203.4	0.9	R	n/a	n/a

Rock N Roll Classics Omloup van Vlaanderen Regularity 2024
 Classic 65 - RT15 Zoning - Detailed

Pos.	#	Crew	Ref Lap 1	Lap 1	Ref Lap 2	Lap 2	Ref Lap 3	Lap 3	Coef	Total	Prev.	1st
1	3	VERLINDE KOEN DOOLAEGHE BJORN TOYOTA COROLLA	01:17.7	0.0	01:14.2	-0.3	01:15.6	0.3	0.84	0		
-	5	SCHEEN BENOIT BARVAUX COLIN FORD ESCORT MK2	01:13.0	0.0	01:09.5	0.5	01:11.7	-0.4	0.76	0	=	=
-	8	KENIS JULIE CLAUW BJORN BMW 325I	01:19.4	0.0	01:15.9	-0.1	01:17.5	-0.1	0.86	0	=	=
-	9	MAES RUBEN PYCK ASWIN PORSCHE 911	01:18.3	0.0	01:14.8	-0.3	01:16.2	0.2	0.66	0	=	=
-	10	VAN CALSTER GAETAN NOELANDERS YVES PORSCHE 911	01:18.7	0.0	01:15.2	0.1	01:17.0	0.5	0.85	0	=	=
-	18	VERSCHAEVE JAN VANROBAEYS DIRK FORD ESCORT	01:21.4	0.0	01:17.9	0.1	01:19.7	-0.1	0.74	0	=	=
-	19	DUMORTIER RIK WERNIERS BERT RENAULT R5 ALPINE	01:12.8	0.0	01:09.3	0.3	01:11.3	0.4	0.82	0	=	=
-	22	OSTYN EMIEL VAN ONACKER SEBASTIEN OPEL ASCONA B	01:10.9	0.0	01:07.4	0.2	01:09.3	0.0	0.77	0	=	=
9	4	DE WOLF SAM COLE JULIE PORSCHE 924	01:17.7	0.0	01:14.2	-0.6	01:15.3	-0.1	0.79	0.2	+0.2	+0.2
10	7	DE JAEGER GEERT DE JAEGER CÉDRIC PORSCHE 911	01:17.7	0.0	01:14.2	0.1	01:16.0	1.4	0.7	0.63	+0.43	+0.63
11	11	SAVIC MIRKO PELCKMANS CHRISTOPHE PORSCHE 911S	01:20.2	0.0	01:16.7	1.6	01:20.0	-0.1	0.69	0.76	+0.13	+0.76
12	1	DEFLANDRE YVES GENGOUX BAPTISTE PORSCHE 911	01:16.0	0.0	01:12.5	-1.7	01:12.5	0.6	0.74	2.47	+1.72	+2.47
13	23	POPELIER JENSE MESTDAGH JASPER OPEL MANTA B GSI	01:12.6	0.0	01:09.1	0.2	01:11.0	-2.0	0.83	3	+0.53	+3





Rock N Roll Classics Omloop van Vlaanderen Regularity 2024
 Classic 65 - RT15 Zoning - Detailed

Pos.	#	Crew	Ref Lap 1	Lap 1	Ref Lap 2	Lap 2	Ref Lap 3	Lap 3	Coef	Total	Prev.	1st
14	27	 HEVERAEDT CHRIS  HEVERAEDT KENNETH BMW E30 325i	01:04.1	0.0	01:00.6	2.3	01:04.6	-1.8	0.86	4.15	+1.15	+4.15
15	26	 VAN DE WALLE NORBERT  BOUSSY VANESSA PORSCHE 928	01:17.1	0.0	01:13.6	3.8	01:19.1	-5.0	0.78	11.57	+7.43	+11.57



























Rock N Roll Classics Omloup van Vlaanderen Regularity 2024
 Classic 65 - Provisional Overall

Pos.	#	Crew	Friday Leg 1	Friday Leg 2	Saturday Leg 1	Saturday Leg 2	Coef	Total	Prev.	1st
1	1	DEFLANDRE YVES GENGOUX BAPTISTE PORSCHE 911	42.57	47.16	48.61	49.05	0.74	187.39		
2	9	MAES RUBEN PYCK ASWIN PORSCHE 911	50.8	42.66	60.11	41.08	0.66	194.65	+7.25	+7.25
3	11	SAVIC MIRKO PELCKMANS CHRISTOPHE PORSCHE 911S	51.78	74.89	85.82	64.69	0.69	277.18	+82.53	+89.78
4	4	DE WOLF SAM COLE JULIE PORSCHE 924	55.54	55.44	100.52	75.76	0.79	287.26	+10.08	+99.87
5	8	KENIS JULIE CLAUW BJORN BMW 325I	59.79	74.98	94.11	80.51	0.86	309.39	+22.14	+122
6	18	VERSCHAEVE JAN VANROBAEYS DIRK FORD ESCORT	42.57	52.8	167.6	94.12	0.74	357.08	+47.69	+169.69
7	5	SCHEEN BENOIT BARVAUX COLIN FORD ESCORT MK2	72.19	90.55	165.83	103.23	0.76	431.8	+74.72	+244.41
8	10	VAN CALSTER GAETAN NOELANDERS YVES PORSCHE 911	118.75	263.67	139.4	148.68	0.85	670.49	+238.69	+483.1
9	22	OSTYN EMIEL VAN ONACKER SEBASTIEN OPEL ASCONA B	557.99	112.05	118.62	223.88	0.77	1012.54	+342.05	+825.15
10	3	VERLINDE KOEN DOOLAEGHE BJORN TOYOTA COROLLA	128.55	103.89	711.18	134.84	0.84	1078.47	+65.93	+891.07
11	19	DUMORTIER RIK WERNIERS BERT RENAULT R5 ALPINE	206.48	434.35	189.23	281.7	0.82	1111.77	+33.3	+924.37
12	23	POPELIER JENSE MESTDAGH JASPER OPEL MANTA B GSI	226.4	368.88	244.88	272.61	0.83	1112.76	+0.99	+925.37
13	7	DE JAEGER GEERT DE JAEGER CÉDRIC PORSCHE 911	1700	78.12	78.47	69.85	0.7	1926.44	+813.68	+1739.05

Rock N Roll Classics Omloop van Vlaanderen Regularity 2024
 Classic 65 - Provisional Overall

Pos.	#	Crew	Friday Leg 1	Friday Leg 2	Saturday Leg 1	Saturday Leg 2	Coef	Total	Prev.	1st
14	27	 HEVERAEDT CHRIS  HEVERAEDT KENNETH BMW E30 325i	900.84	774.41	1760.44	1372.98	0.86	4808.67	+2882.23	+4621.28
15	26	 VAN DE WALLE NORBERT  BOUSSY VANESSA PORSCHE 928	1800	1200	1419.83	1504.14	0.78	5923.98	+1115.31	+5736.58

Rock N Roll Classics Omlloop van Vlaanderen Regularity 2024
 Classic 50 - RT1 Beveren - Detailed

Pos.	#	Crew	1	2	3	4	5	6	7	8	9	10	11	12	13	14	15	16	17	18	Coef	Total	Prev.	1st
1	38	 SIMON PATRICE  BERNARD CHRISTIAN PORSCHE 924S	-0.1	1.4	0.0	0.8	0.0	0.2	0.6	-0.1	1.2	0.3	0.5	-0.1	2.6	-0.2	-0.4	-0.5	0.5	-0.6	0.86	3.73		
2	37	 VARREWAERE MARIO  CRACCO PABLO NISSAN SUNNY GTI	-0.4	1.5	-0.4	0.4	-0.8	0.1	-0.9	-0.2	0.0	-0.2	0.8	-0.5	2.5	-0.1	-0.7	-1.5	-0.3	-0.4	0.9	6.77	+3.04	+3.04
3	31	 AMBROSINI JEROME  THIRIONET YVES AUDI 80 GT	0.2	1.8	0.7	0.9	-0.4	1.9	0.6	0.1	1.0	0.6	1.1	0.8	3.1	-0.5	0.9	0.5	1.9	0.4	0.74	6.88	+0.11	+3.16
4	41	 VAN REMOORTEL PATRICK  CHARLET VALENTIN APAL COUPE	-0.1	4.9	4.0	2.0	1.1	0.5	0.0	1.5	1.0	0.2	2.1	0.3	4.5	-0.1	0.0	-0.4	1.1	-0.2	0.51	9.03	+2.15	+5.3
5	33	 THIBAUT GILLES  SOUKA FRANCOIS MAZDA 323	0.4	2.6	1.3	1.0	0.2	2.0	0.6	0.5	0.8	0.5	1.0	0.8	4.2	0.9	0.9	0.9	2.5	0.1	0.91	11.83	+2.8	+8.1
6	40	 MAES RUDY  DEPLANCKE FILIP PORSCHE 911T	-0.7	4.1	4.3	0.8	-0.1	1.2	0.1	3.0	0.0	0.5	2.9	0.9	6.0	-0.2	0.5	-0.5	0.8	-0.3	0.68	13.66	+1.83	+9.93
7	42	 DEBEIL STEFAN  DEBEIL FREEDERIK LOTUS CORTINA	0.6	12.2	11.0	1.1	0.0	1.1	0.0	0.1	0.1	-0.4	0.0	-0.4	2.7	-0.1	0.0	-0.4	1.0	-0.1	0.66	17.29	+3.63	+13.57
8	32	 GRAEVEN NICOLAS  GRAEVEN MICHEL FORD ESCORT RS	-1.2	3.3	4.1	1.5	0.8	1.4	0.8	0.9	2.0	1.5	2.3	1.8	6.1	1.0	2.0	1.8	3.4	-1.0	0.76	22.69	+5.4	+18.97
9	47	 SAELENS MAXIM  SAMAAY GEERT LANCIA BETA COUPE	0.9	5.4	5.9	2.1	1.2	1.2	-0.1	1.2	0.1	-2.6	0.7	-0.6	4.3	0.2	-0.4	-0.8	1.7	-1.3	0.83	22.87	+0.18	+19.14
10	49	 VAN DAMME KAREL  DEFRESNE FABRICE MERCEDES 190	0.0	2.8	0.4	0.7	-0.6	-0.6	-0.8	-0.9	-1.7	-1.0	-0.6	-1.3	1.7	-2.0	-2.2	-1.8	-0.1	-2.7	0.85	23.55	+0.68	+19.82
11	44	 WOUTERS PETER  LAROYE CHARLY CITROËN VISA GT	1.2	3.9	2.5	2.0	1.3	1.9	0.8	0.9	1.6	1.0	1.7	1.9	5.4	0.8	1.1	1.0	8.5	1.9	0.84	25.54	+1.99	+21.81
12	43	 VANKEIRSBILCK KOEN  DUBAERE ANTOINE PORSCHE 911 T TARGA	0.1	10.1	8.9	-0.8	-2.2	0.7	0.1	4.0	-0.1	-0.7	0.6	-2.0	1.5	-2.0	-1.3	-1.8	0.1	-1.9	0.73	34.04	+8.51	+30.32
13	34	 QUIRIJNEN FELIX  BEYERS FILIP CITROËN DYANE	8.8	11.9	13.1	3.2	2.2	0.1	0.0	-1.4	-2.9	-1.2	0.6	0.0	4.6	-1.2	1.2	-0.9	1.1	1.1	0.67	38.88	+4.83	+35.15

Rock N Roll Classics Omloup van Vlaanderen Regularity 2024
 Classic 50 - RT1 Beveren - Detailed

Pos.	#	Crew	1	2	3	4	5	6	7	8	9	10	11	12	13	14	15	16	17	18	Coef	Total	Prev.	1st
14	35	THIBAUT MICHEL SZUCS STEPHANE MAZDA 323 GTX TURBO	-4.9	1.2	3.6	3.5	2.4	0.8	-0.4	-1.1	-2.9	-4.2	-3.0	-3.5	-0.2	-3.7	2.7	2.5	4.1	1.5	0.9	55.62	+16.74	+51.89
15	48	VERHAEGE THIJS PUYPE DRIES DATSUN 240Z	1.8	6.3	6.7	-0.8	-0.4	-8.1	-9.9	-1.4	-2.0	-0.6	1.7	3.1	9.5	7.1	6.2	5.2	7.2	2.8	0.7	76.07	+20.45	+72.34
16	46	VANCAYSEELE RIK VAN DOOREN ALEX MINI COOPER LEYLAND SP	-2.6	3.5	6.5	2.2	2.8	-3.2	-6.6	-3.8	-1.6	-1.5	1.0	5.4	14.6	13.8	11.4	9.7	12.5	8.8	0.79	100.7	+24.63	+96.97
17	45	DEPUIS WILLY DEPUIS BRECHT OPEL KADETT C	2.8	10.4	12.9	9.3	9.4	1.4	-4.4	-3.5	-8.0	-10.6	-8.4	-9.2	-2.8	-11.2	-13.8	-17.1	-15.4	-16.4	0.75	262	+161.3	+258.27
18	36	LEGROS GUY GUIOT JOSEPH PORSCHE 924	-13.0	-6.9	-5.3	-9.7	-10.1	-12.5	-14.8	-12.9	-16.1	-20.5	-19.1	-20.7	-14.9	-18.4	-14.1	-12.8	-10.1	-9.1	0.77	464	+202	+460.27
19	15	DERYCKE FRANK BARBEZ JAN BMW 2002TI	-11.8	-7.0	-7.0	-16.3	-17.1	-27.4	-28.9	-24.8	-28.0	-28.6	-26.7	-28.1	-22.8	-29.3	-29.4	-29.3	-26.9	-18.6	0.7	500	+36	+496.27
-	25	COMPTAERT GIOVANNI DEPOORTER ANDY OPEL KADETT GSI 16V	-5.5	-0.4	-0.5	-9.6	-10.8	-29.3	-40.6	-43.9	-47.6	-50.9	-48.4	-48.9	-45.4	-54.6	-54.2	-54.5	-52.2	-45.6	0.89	500	=	+496.27





Rock N Roll Classics Omlloop van Vlaanderen Regularity 2024
 Classic 50 - RT2 Koolskamp - Detailed

Pos.	#	Crew	1	2	3	4	5	6	7	8	9	10	11	12	13	14	15	16	17	18	19	20	21	22	23	24	25	26	Coef	Total	Prev.	1st
1	38	■ SIMON PATRICE ■ BERNARD CHRISTIAN	0.5	-0.2	0.7	0.5	2.2	-0.2	-0.3	-0.4	2.0	1.3	0.7	0.5	0.7	2.9	-1.2	1.6	0.6	3.6	0.1	1.3	1.2	2.2	0.2	0.2	0.6	0.4	0.86	13.96		
2	41	■ VAN REMOORTEEL PATRICK ■ CHARLET VALENTIN	-0.2	0.4	1.8	0.9	3.9	-0.5	-0.3	0.4	3.8	3.6	3.6	0.2	1.0	2.0	-0.7	2.3	-0.2	4.4	0.2	1.1	0.8	2.5	0.1	0.1	2.3	-0.5	0.51	14.17	+0.21	+0.21
3	33	■ THIBAUT GILLES ■ SOUKA FRANCOIS	0.1	0.2	0.4	-0.2	1.8	0.0	-0.4	-0.2	2.9	1.7	1.3	-0.6	0.4	1.7	0.5	2.7	0.6	3.8	0.3	0.8	1.0	2.7	0.2	-0.1	0.4	-0.1	0.91	14.31	+0.14	+0.35
4	31	■ AMBROSINI JEROME ■ THIRIONET YVES	0.2	0.1	0.6	-0.3	1.5	-0.3	-0.8	-0.2	2.5	1.3	0.5	0.2	0.7	2.3	-1.1	2.2	1.1	4.6	0.6	1.9	1.7	1.4	1.3	0.4	1.1	0.1	0.74	14.6	+0.3	+0.65
5	37	■ VARREWAERE MARIO ■ CRACCO PABLO	-0.8	-0.6	-0.9	-1.0	1.0	-0.6	-0.3	-1.1	1.8	1.6	1.2	-0.4	0.3	0.6	-1.0	2.2	-1.4	2.9	-0.3	-0.3	0.1	0.6	0.0	-0.8	0.7	-1.0	0.9	15.69	+1.09	+1.73
6	42	■ DEBEIL STEFAN ■ DEBEIL FREDERIK	-0.2	0.1	-0.3	-0.6	1.5	-0.4	-0.9	0.9	4.0	2.6	1.8	1.1	0.4	2.6	-0.2	2.3	0.4	3.6	0.3	0.4	0.9	1.6	1.5	1.5	2.5	1.6	0.66	15.85	+0.16	+1.89
7	34	■ QUIRIJNEN FELIX ■ BEYERS FILIP	0.9	1.1	0.8	-0.8	1.3	0.2	0.6	0.8	4.4	3.4	3.0	1.3	0.8	1.4	0.5	3.4	0.4	3.2	0.6	1.7	1.1	0.7	1.0	0.8	1.7	0.3	0.67	16.35	+0.5	+2.39
8	32	■ GRAEVEN NICOLAS ■ GRAEVEN MICHEL	0.6	1.2	1.9	0.3	2.5	0.8	0.5	-0.4	2.9	3.6	3.3	-0.2	0.5	1.8	0.3	2.9	-2.4	1.5	0.6	1.1	1.4	1.5	0.1	-0.1	1.2	-0.6	0.76	19.81	+3.46	+5.85
9	44	■ WOUTERS PETER ■ LAROYE CHARLY	0.7	1.2	1.3	0.9	3.4	0.3	-0.4	-0.3	2.4	2.0	1.8	0.4	0.6	1.9	-0.1	1.9	0.6	3.7	0.5	1.3	1.8	2.9	1.3	1.5	4.3	-0.1	0.84	21.84	+2.03	+7.88
10	47	■ SAELENS MAXIM ■ SAMAEY GEERT	1.2	1.1	2.3	1.0	4.2	0.1	-0.1	0.3	3.3	3.4	3.8	1.7	0.9	2.2	-0.1	3.4	-0.8	3.4	0.3	0.3	0.3	1.2	-0.4	-0.9	0.3	-1.6	0.83	25.26	+3.42	+11.31
11	40	■ MAES RUDY ■ DEPLANCKE FILIP	0.5	0.1	1.3	0.6	4.3	-0.5	-0.8	-1.1	3.2	4.6	5.6	1.0	1.7	2.4	-0.2	5.8	-0.1	5.2	1.6	1.0	1.8	2.3	-1.2	0.7	4.3	-0.7	0.68	30.05	+4.79	+16.1
12	35	■ THIBAUT MICHEL ■ SZUCS STEPHANE	0.5	1.1	1.0	0.2	2.5	0.1	-0.5	-1.3	6.3	4.4	4.3	1.4	1.1	2.9	0.5	3.6	0.9	3.8	1.1	1.5	1.1	2.2	1.8	0.5	1.4	0.1	0.9	31.66	+1.61	+17.7
13	48	■ VERHAEGE THIJS ■ PUYPE DRIES	0.7	0.8	2.0	1.1	4.7	0.7	-0.4	-1.3	3.3	4.2	5.1	0.3	0.1	2.0	-1.6	3.4	-1.0	5.3	-0.3	0.4	1.8	3.5	1.2	-2.3	1.4	-3.5	0.7	37.64	+5.98	+23.68
14	15	■ DERYCKE FRANK ■ BARBEZ JAN	1.7	0.2	2.3	2.6	6.5	-2.1	0.3	-3.4	1.2	2.0	3.2	0.4	0.7	2.7	-1.7	3.9	-1.6	3.9	1.0	0.2	1.1	2.0	-0.4	-3.4	1.1	0.8	0.7	39.49	+1.85	+25.53
15	43	■ VANKEIRSBILCK KOEN ■ DUBAERE ANTOINE	-0.1	0.2	0.9	-0.1	3.4	-0.7	-1.7	-0.3	3.3	4.0	3.4	2.8	-2.0	0.6	-2.5	3.4	-1.8	2.4	-1.9	-1.5	-0.7	0.1	-2.0	-3.4	-0.1	-4.2	0.73	48.18	+8.69	+34.23
16	49	■ VAN DAMME KAREL ■ DEFRESNE FABRICE	0.6	-0.8	-0.5	0.4	2.9	-0.5	-1.0	-2.0	1.3	1.4	0.8	-1.6	-1.6	-0.6	-2.5	-0.1	-1.7	1.6	-2.6	-3.5	-1.7	-2.8	-2.1	-4.4	-2.4	-3.1	0.85	57.56	+9.38	+43.6
17	46	■ VANCAYSEELE RIK ■ VAN DOOREN ALEX	2.5	-1.3	3.3	5.2	10.3	-0.7	0.7	-8.4	-0.2	5.1	7.8	3.1	4.0	7.8	5.0	13.9	10.8	18.5	12.7	14.6	19.5	22.1	21.1	6.4	12.5	8.9	0.79	179.59	+122.03	+165.64
18	45	■ DEPUIS WILLY ■ DEPUIS BRECHT	2.9	-1.9	0.3	-0.1	3.5	-6.2	-9.8	-13.1	-9.7	-6.8	-4.4	-6.4	-8.4	-3.6	-4.7	1.9	-0.6	4.6	-4.5	-5.1	-2.9	-1.0	-1.3	-10.3	-5.0	-5.6	0.75	210.78	+31.18	+196.82
19	36	■ LEGROS GUY ■ GUIOT JOSEPH	0.6	-1.3	0.3	-2.5	0.3	-7.0	-9.0	-8.3	-4.5	-4.4	-4.0	-12.1	-11.7	-11.3	-16.4	-12.5	-13.0	-8.8	-8.3	-12.0	-11.7	-11.5	-14.5	-10.9	-6.6	-11.5	0.77	404.68	+193.9	+390.72
20	25	■ COMPTAERT GIOVANNI ■ DEPOORTER ANDY	1.4	-7.5	-7.5	-7.5	-3.9	-19.6	-23.8	-26.7	-22.7	-21.6	-20.6	-24.4	-25.9	-22.6	-26.9	-21.3	-25.3	-19.8	-22.3	-23.5	-22.3	-20.5	-20.7	-28.2	-23.3	-25.7	0.89	500	+95.32	+486.04

Rock N Roll Classics Omloup van Vlaanderen Regularity 2024
 Classic 50 - RT3 Zoning - Detailed

Pos.	#	Crew	Ref Lap 2	Lap 2	Ref Lap 3	Lap 3	Coef	Total	Prev.	1st
1	40	MAES RUDY DEPLANCKE FILIP	01:23.0	-0.5	01:24.5	0.5	0.68	0		
2	37	VARREWAERE MARIO CRACCO PABLO	01:23.7	0.2	01:25.9	-0.7	0.9	0.4	+0.4	+0.4
3	25	COMPTAERT GIOVANNI DEPOORTER ANDY	01:17.0	-1.0	01:18.0	-0.4	0.89	1	+0.6	+1
4	33	THIBAUT GILLES SOUKA FRANCOIS	01:19.7	1.8	01:23.5	0.2	0.91	1.18	+0.18	+1.18
5	32	GRAEVEN NICOLAS GRAEVEN MICHEL	01:20.3	-0.6	01:21.7	-1.0	0.76	1.2	+0.02	+1.2
-	34	QUIRIJNEN FELIX BEYERS FILIP	01:21.2	-1.1	01:22.1	0.5	0.67	1.2	=	+1.2
7	46	VANCAYSEELE RIK VAN DOOREN ALEX	01:25.6	2.5	01:30.1	0.9	0.79	1.9	+0.7	+1.9
8	38	SIMON PATRICE BERNARD CHRISTIAN	01:18.6	2.5	01:23.1	-0.6	0.86	1.92	+0.02	+1.92
9	49	VAN DAMME KAREL DEFRESNE FABRICE	01:14.7	0.9	01:17.6	2.9	0.85	2.38	+0.46	+2.38
10	45	DEPUIS WILLY DEPUIS BRECHT	01:21.9	0.8	01:24.7	-1.8	0.75	2.83	+0.45	+2.83
11	35	THIBAUT MICHEL SZUCS STEPHANE	01:18.8	4.0	01:24.8	-0.5	0.9	3.15	+0.33	+3.15
12	31	AMBROSINI JEROME THIRIONET YVES	01:14.3	-1.4	01:14.9	3.2	0.74	3.8	+0.65	+3.8
13	44	WOUTERS PETER LAROYE CHARLY	01:20.7	-2.1	01:20.6	2.5	0.84	4.88	+1.08	+4.88
14	47	SAELENS MAXIM SAMAAY GEERT	01:14.6	2.9	01:19.5	-3.9	0.83	8.79	+3.91	+8.79
15	15	DERYCKE FRANK BARBEZ JAN	01:15.3	-3.2	01:14.1	-3.1	0.7	10.6	+1.81	+10.6
16	42	DEBEIL STEFAN DEBEIL FREEDERIK	01:15.6	6.5	01:24.1	-4.6	0.66	12.16	+1.56	+12.16
17	36	LEGROS GUY GUIOT JOSEPH	01:20.5	7.4	01:29.9	-5.3	0.77	14.91	+2.75	+14.91
18	43	VANKEIRSBILCK KOEN DUBAERE ANTOINE	01:08.1	8.9	01:19.0	-11.7	0.73	28.53	+13.62	+28.53













Rock N Roll Classics Omloop van Vlaanderen Regularity 2024
 Classic 50 - RT3 Zoning - Detailed

Pos.	#	Crew	Ref Lap 2	Lap 2	Ref Lap 3	Lap 3	Coef	Total	Prev.	1st
19	41	 VAN REMOORTELE PATRICK  CHARLET VALENTIN	01:31.3	-14.9	01:18.4	8.7	0.51	32.98	+4.45	+32.98
20	48	 VERHAEGE THIJS  PUYPE DRIES	-19:25:25.8	M	00:02.0	M	0.7	600	+567.02	+600

Rock N Roll Classics Omloup van Vlaanderen Regularity 2024
 Classic 50 - RT6 Houthulst - Detailed

Pos.	#	Crew	1	2	3	4	5	6	7	8	9	10	11	12	13	14	15	16	17	18	19	20	CP	Coef	Total	Prev.	1st	
1	41	VAN REMOORTEL PATRICK CHARLET VALENTIN APAL COUPE	-1.5	1.1	1.1	1.1	1.5	0.2	0.7	0.3	1.3	0.1	0.0	-0.1	0.0	C	C	C	C	C	C	C	C	0	0.51	3.94		
2	40	MAES RUDY DEPLANCKE FILIP PORSCHE 911T	-0.4	1.2	0.8	0.6	2.2	-1.2	0.3	-0.9	0.8	0.4	0.5	-0.6	2.0	C	C	C	C	C	C	C	C	0	0.68	5.53	+1.59	+1.59
3	44	WOUTERS PETER LAROYE CHARLY CITROËN VISA GT	2.2	2.8	1.6	1.5	2.6	2.1	0.7	0.2	0.5	-0.8	-1.1	-0.4	-0.4	C	C	C	C	C	C	C	C	0	0.84	10.2	+4.67	+6.26
4	32	GRAEVEN NICOLAS GRAEVEN MICHEL FORD ESCORT RS	-0.7	2.3	2.1	1.7	2.8	1.4	1.4	2.0	2.8	-0.8	1.5	-0.9	0.8	C	C	C	C	C	C	C	C	0	0.76	12.29	+2.09	+8.35
5	37	VARREWAERE MARIO CRACCO PABLO NISSAN SUNNY GTI	-2.4	0.8	2.3	0.3	1.5	-0.6	-1.3	-1.1	0.4	2.3	1.2	-1.5	-0.1	C	C	C	C	C	C	C	C	0	0.9	13.84	+1.55	+9.9
6	43	VANKEIRSBILCK KOEN DUBAERE ANTOINE PORSCHE 911 T TARGA	-1.8	1.9	1.0	-0.1	1.4	-0.6	-1.1	-1.2	0.2	-1.7	-0.3	-2.3	-1.3	C	C	C	C	C	C	C	C	0	0.73	15.04	+1.2	+11.11
7	47	SAELENS MAXIM SAMAHEY GEERT LANCIA BETA COUPE	-1.6	1.4	3.6	3.4	4.1	5.5	3.9	0.1	0.8	1.9	0.6	2.7	-1.1	C	C	C	C	C	C	C	C	0	0.83	22.41	+7.36	+18.47
8	33	THIBAUT GILLES SOUKA FRANCOIS MAZDA 323	-0.3	1.0	1.3	2.4	3.4	1.5	0.9	-2.0	-3.8	-1.0	-2.0	-5.3	-3.0	C	C	C	C	C	C	C	C	0	0.91	35.03	+12.62	+31.09
9	48	VERHAEGE THIJS PUYPE DRIES DATSUN 240Z	-2.6	1.9	0.4	-0.6	1.1	1.7	0.8	-3.2	-1.3	0.2	-1.3	-1.2	0.6	C	C	C	C	C	C	C	C	25	0.7	41.92	+6.9	+37.98
10	38	SIMON PATRICE BERNARD CHRISTIAN PORSCHE 924S	-5.2	2.3	0.0	-1.7	-2.1	-4.2	-3.5	-0.7	-1.3	-2.1	-1.1	-3.2	-1.9	C	C	C	C	C	C	C	C	0	0.86	44.55	+2.63	+40.61
11	35	THIBAUT MICHEL SZUCS STEPHANE MAZDA 323 GTX TURBO	0.5	-1.4	4.5	0.5	2.3	3.3	1.3	0.1	0.7	7.6	3.5	-2.4	-12.9	C	C	C	C	C	C	C	C	0	0.9	48.13	+3.58	+44.19
12	31	AMBROSINI JEROME THIRIONET YVES AUDI 80 GT	-2.3	-3.8	-3.9	-5.8	-3.7	-4.3	-3.6	1.1	1.8	3.9	2.4	-4.1	1.1	C	C	C	C	C	C	C	C	0	0.74	60.77	+12.64	+56.83
13	42	DEBEIL STEFAN DEBEIL FREDERIK LOTUS CORTINA	-2.2	1.8	-3.1	-0.3	0.5	0.6	0.9	0.2	0.9	0.2	1.4	-0.2	1.3	C	C	C	C	C	C	C	C	50	0.66	61.17	+0.4	+57.24

Rock N Roll Classics Omloop van Vlaanderen Regularity 2024
 Classic 50 - RT6 Houthulst - Detailed

Pos.	#	Crew	1	2	3	4	5	6	7	8	9	10	11	12	13	14	15	16	17	18	19	20	CP	Coef	Total	Prev.	1st		
14	25	 COMPTAERT GIOVANNI  DEPOORTER ANDY OPEL KADETT GSI 16V	0.4	-2.7	1.4	1.4	1.7	-0.5	3.3	0.1	2.6	18.9	15.1	6.9	-5.9	C	C	C	C	C	C	C	C	C	15	0.89	72.3	+11.12	+68.36
15	36	 LEGROS GUY  GUIOT JOSEPH PORSCHE 924	0.8	2.6	2.8	2.9	4.7	4.5	4.8	8.1	9.9	19.1	20.9	20.7	17.5	C	C	C	C	C	C	C	C	C	0	0.77	86.86	+14.56	+82.92
16	49	 VAN DAMME KAREL  DEFRESNE FABRICE MERCEDES 190	-1.6	-2.6	-2.4	-5.9	-3.3	-4.6	-4.3	-5.2	-4.5	-6.3	-5.8	-6.2	-8.9	C	C	C	C	C	C	C	C	C	0	0.85	110.2	+23.34	+106.26
17	46	 VANCAYSEELE RIK  VAN DOOREN ALEX MINI COOPER LEYLAND SP	-1.4	-10.5	-9.9	-11.0	-8.8	-7.2	-8.3	-4.5	-1.8	4.2	5.6	4.1	-9.2	C	C	C	C	C	C	C	C	C	0	0.79	145	+34.8	+141.06
18	15	 DERYCKE FRANK  BARBEZ JAN BMW 2002TI	-2.6	-6.0	-11.2	-11.8	-8.7	-8.4	-3.4	3.0	6.0	0.3	-5.7	-16.7	-45.9	C	C	C	C	C	C	C	C	C	0	0.7	205.6	+60.6	+201.66
19	34	 QUIRIJNEN FELIX  BEYERS FILIP CITROËN DYANE	-2.0	-2.7	-5.7	-15.2	-16.2	-22.5	-33.2	-34.6	-27.5	-18.6	-17.4	-15.2	-14.7	C	C	C	C	C	C	C	C	C	0	0.67	424.4	+218.8	+420.46

Rock N Roll Classics Omlloop van Vlaanderen Regularity 2024
 Classic 50 - RT7 Passendale - Detailed

Pos.	#	Crew	1	2	3	4	5	6	7	8	9	10	11	12	13	14	15	16	17	18	19	20	21	22	23	24	25	26	27	Coef	Total	Prev.	1st
1	41	VAN REMOORTEL PATRICK CHARLET VALENTIN APAL COUPE	-0.1	-0.1	0.6	-0.1	0.8	0.4	1.9	0.1	0.0	1.2	0.3	-0.3	2.1	0.1	0.4	1.7	-0.3	0.9	0.5	0.7	0.9	0.1	0.4	0.2	1.6	2.6	-0.3	0.51	4.85		
2	37	VARREWAERE MARIO CRACCO PABLO NISSAN SUNNY GTI	0.2	-0.1	0.3	0.0	0.5	-0.3	1.5	0.1	0.1	1.2	0.3	-0.7	0.6	-0.2	0.0	0.7	-0.9	-0.2	0.8	0.8	0.3	0.7	-0.3	0.2	1.1	1.2	-0.2	0.9	4.89	+0.05	+0.05
3	42	DEBEIL STEFAN DEBEIL FREDERIK LOTUS CORTINA	0.2	-0.4	0.4	-0.1	0.0	-0.3	2.0	-0.3	-0.4	0.9	0.4	0.1	3.0	0.4	0.3	2.5	-0.4	0.8	2.0	1.2	0.6	0.2	0.3	-0.4	1.7	2.3	0.1	0.66	7.92	+3.03	+3.08
4	38	SIMON PATRICE BERNARD CHRISTIAN PORSCHE 924S	0.4	-0.7	0.8	0.4	0.1	0.2	1.2	0.8	-0.1	1.0	0.9	-0.2	1.3	-0.1	0.4	1.5	-0.6	0.4	0.7	0.5	0.7	1.3	0.7	1.1	2.0	3.6	-0.7	0.86	10.12	+2.2	+5.27
5	40	MAES RUDY DEPLANCKE FILIP PORSCHE 911T	0.0	0.2	0.9	0.4	1.8	0.2	2.6	0.8	2.1	4.3	0.4	-0.8	1.7	0.1	-0.1	1.9	0.3	2.0	0.3	0.8	0.1	0.3	0.2	0.8	1.3	3.1	0.4	0.68	12.57	+2.45	+7.72
6	32	GRAEVEN NICOLAS GRAEVEN MICHEL FORD ESCORT RS	-1.6	-1.4	0.1	-0.4	0.3	-0.8	1.2	0.2	0.4	1.5	0.9	-0.9	1.6	0.2	0.5	2.2	0.5	1.3	1.8	0.9	0.5	-0.1	0.2	0.7	2.1	2.0	0.1	0.76	13.53	+0.96	+8.69
7	43	VANKEIRSBILCK KOEN DUBAERE ANTOINE PORSCHE 911 T TARGA	-2.4	-0.9	0.8	-0.5	0.3	-1.2	0.7	-0.5	-0.4	1.1	0.9	-1.1	1.2	-0.3	-1.1	0.3	-0.5	0.0	0.5	0.6	0.2	0.0	-0.5	0.1	1.4	2.8	-1.9	0.73	15.22	+1.68	+10.37
8	49	VAN DAMME KAREL DEFRESNE FABRICE MERCEDES 190	0.2	0.0	0.8	0.8	1.0	0.1	1.6	0.4	0.4	1.7	-0.3	-0.8	2.0	0.1	0.6	2.3	-0.5	0.5	0.9	0.3	-1.2	-0.5	-0.9	0.3	1.8	7.1	-0.6	0.85	15.84	+0.62	+10.99
9	34	QUIRIJNEN FELIX BEYERS FILIP CITROËN DYANE	0.4	0.3	1.2	0.3	1.5	0.8	2.6	1.3	1.4	2.1	0.2	0.5	3.3	0.7	0.9	2.8	-1.2	1.5	1.2	1.3	0.7	1.2	1.0	0.3	2.6	3.5	0.1	0.67	16.21	+0.37	+11.36
10	31	AMBROSINI JEROME THIRIONET YVES AUDI 80 GT	0.3	1.4	2.6	1.1	1.9	1.5	3.5	0.9	0.3	2.8	1.4	-0.5	1.4	0.5	0.8	3.0	0.6	1.3	1.2	0.7	0.3	0.5	1.3	1.2	2.5	2.3	-0.1	0.74	17.32	+1.11	+12.47
11	35	THIBAUT MICHEL SZUCS STEPHANE MAZDA 323 GTX TURBO	0.6	0.4	1.2	0.4	0.8	1.0	2.4	1.1	1.3	2.8	1.4	0.1	2.1	0.4	1.2	2.5	0.6	1.3	1.4	1.0	1.2	0.9	0.9	0.8	2.8	3.6	0.5	0.9	19.71	+2.39	+14.87
12	15	DERYCKE FRANK BARBEZ JAN BMW 2002TI	0.5	0.7	1.9	1.3	1.5	1.1	3.2	1.0	1.5	2.8	1.1	1.1	3.6	0.5	1.1	3.0	-0.1	1.3	1.8	2.3	0.0	1.3	1.3	1.7	1.1	3.5	0.2	0.7	19.74	+0.03	+14.9
13	47	SAELENS MAXIM SAMAËY GEERT LANCIA BETA COUPE	0.9	0.6	1.6	0.9	1.3	0.6	2.0	0.3	0.6	1.5	1.1	0.4	2.4	0.5	1.3	2.5	1.3	1.9	2.2	2.0	1.1	1.3	1.4	1.1	2.1	4.5	0.2	0.83	20.5	+0.76	+15.66
14	48	VERHAEGE THIJS PUYPE DRIES DATSUN 240Z	0.2	0.3	1.6	0.3	1.5	0.4	2.6	0.5	1.2	3.0	0.6	0.5	3.0	0.9	1.5	3.6	0.7	3.2	2.2	1.6	1.8	1.3	1.4	1.1	2.7	4.0	0.5	0.7	20.65	+0.15	+15.81













Rock N Roll Classics Omlloop van Vlaanderen Regularity 2024
 Classic 50 - RT7 Passendale - Detailed

Pos.	#	Crew	1	2	3	4	5	6	7	8	9	10	11	12	13	14	15	16	17	18	19	20	21	22	23	24	25	26	27	Coef	Total	Prev.	1st
15	33	THIBAUT GILLES SOUKA FRANCOIS MAZDA 323	0.4	0.2	1.4	0.4	1.4	0.8	2.3	0.5	0.2	1.7	0.9	0.1	3.8	0.4	1.1	2.2	0.3	0.8	1.8	0.2	1.1	1.2	2.9	3.3	4.5	5.3	0.4	0.91	25.48	+4.83	+20.64
16	36	LEGROS GUY GUIOT JOSEPH PORSCHE 924	0.5	2.4	4.3	4.1	3.5	1.3	4.0	2.8	3.3	5.3	3.1	2.9	5.4	3.4	1.9	4.1	3.3	5.5	5.5	5.4	5.0	4.4	4.3	5.2	5.9	8.2	4.7	0.77	74.07	+48.59	+69.23
17	44	WOUTERS PETER LAROYE CHARLY CITROËN VISA GT	0.3	0.5	1.3	0.8	0.9	0.7	2.2	1.1	0.9	1.7	0.8	0.3	1.9	-0.1	0.2	1.5	-0.2	0.1	0.7	0.6	0.4	0.4	0.7	0.5	1.4	1088.7	1080.7	0.84	128.15	+54.07	+123.3
18	25	COMPTAERT GIOVANNI DEPOORTER ANDY OPEL KADETT GSI 16V	-2.5	3.5	6.2	4.4	3.8	1.5	5.2	6.2	8.1	10.2	5.0	0.4	4.4	3.4	2.6	4.9	4.6	7.6	7.9	8.9	6.7	7.8	9.7	11.5	14.4	19.1	18.7	0.89	158.68	+30.53	+153.84
19	46	VANCAYSEELE RIK VAN DOOREN ALEX MINI COOPER LEYLAND SP	-2.7	-12.5	-10.7	-9.7	4.3	4.3	7.4	6.7	9.6	12.0	-2.7	-3.6	-0.6	-5.8	-8.1	-5.0	-2.7	1.9	5.2	4.8	2.3	-3.3	-4.3	-1.7	0.9	6.6	-0.8	0.79	180.8	+22.12	+175.96

Rock N Roll Classics Omloup van Vlaanderen Regularity 2024
 Classic 50 - RT8 Zilverberg - Detailed

Pos.	#	Crew	1	2	3	4	5	6	7	8	9	10	11	12	13	14	15	16	17	Coef	Total	Prev.	1st
1	37	VARREWAERE MARIO CRACCO PABLO NISSAN SUNNY GTI	0.5	1.1	0.7	-0.4	-0.8	0.5	0.3	-0.4	0.2	-0.2	0.1	-0.4	0.8	0.3	-0.6	1.4	-1.1	0.9	3.8		
2	38	SIMON PATRICE BERNARD CHRISTIAN PORSCHE 924S	1.1	0.9	0.6	0.5	0.5	1.3	0.9	0.4	1.6	2.0	1.3	1.3	1.5	0.5	-0.1	2.3	-0.2	0.86	8	+4.2	+4.2
3	41	VAN REMOORTEL PATRICK CHARLET VALENTIN APAL COUPE	1.4	1.8	1.1	0.7	-0.3	1.6	1.6	-0.1	1.9	1.3	1.7	1.1	2.3	1.2	0.0	3.4	-1.4	0.51	9.25	+1.25	+5.45
4	42	DEBEIL STEFAN DEBEIL FREDERIK LOTUS CORTINA	1.5	2.4	1.2	1.1	-0.3	1.3	1.5	-0.2	1.5	1.7	2.1	1.8	2.7	1.6	0.3	3.4	0.8	0.66	11.62	+2.37	+7.82
5	43	VANKEIRSILCK KOEN DUBAERE ANTOINE PORSCHE 911 T TARGA	-0.3	0.4	-0.3	-1.1	-1.7	0.3	0.6	-1.4	0.9	0.8	0.4	0.2	1.6	0.3	-2.7	1.0	-1.8	0.73	14.15	+2.54	+10.35
6	34	QUIRIJNEN FELIX BEYERS FILIP CITROËN DYANE	1.6	0.6	1.7	1.4	0.5	1.9	1.3	0.7	2.8	1.9	2.2	2.7	3.2	2.4	0.6	3.5	1.2	0.67	14.54	+0.39	+10.74
7	32	GRAEVEN NICOLAS GRAEVEN MICHEL FORD ESCORT RS	-0.3	2.7	1.8	1.2	0.2	2.7	2.2	0.0	2.0	2.4	-0.2	2.5	2.4	2.3	0.2	4.0	0.2	0.76	15.73	+1.19	+11.93
8	48	VERHAEGE THIJS PUYPE DRIES DATSUN 240Z	2.1	2.2	0.1	1.2	-0.1	2.1	2.8	0.2	2.4	3.3	0.7	2.0	1.5	3.5	0.5	4.3	1.7	0.7	16.31	+0.58	+12.51
9	31	AMBROSINI JEROME THIRIONET YVES AUDI 80 GT	1.3	2.2	0.7	1.2	0.5	2.2	1.7	0.1	2.3	1.7	2.3	1.4	3.1	3.2	0.6	4.6	1.9	0.74	16.95	+0.64	+13.15
10	15	DERYCKE FRANK BARBEZ JAN BMW 2002TI	2.5	2.3	-0.2	1.4	0.8	2.7	2.9	0.7	2.8	1.9	0.4	1.6	1.7	1.2	-2.2	1.5	-1.7	0.7	18.05	+1.1	+14.25
11	35	THIBAUT MICHEL SZUCS STEPHANE MAZDA 323 GTX TURBO	1.6	2.7	1.6	0.9	0.2	2.1	1.5	0.2	2.2	1.9	2.8	2.0	2.6	1.4	0.5	3.4	0.6	0.9	18.27	+0.22	+14.47
12	33	THIBAUT GILLES SOUKA FRANCOIS MAZDA 323	1.9	2.5	1.2	0.7	0.2	2.1	1.8	0.8	2.3	1.8	2.9	1.5	3.3	1.9	0.5	3.4	-0.2	0.91	19.2	+0.93	+15.4
13	40	MAES RUDY DEPLANCKE FILIP PORSCHE 911T	0.8	2.2	-0.4	0.7	-0.1	1.0	1.5	0.7	0.8	2.4	0.7	0.4	2.4	1.2	-3.9	-0.8	-4.2	0.68	20.85	+1.65	+17.05













Rock N Roll Classics Omlloop van Vlaanderen Regularity 2024
 Classic 50 - RT8 Zilverberg - Detailed

Pos.	#	Crew	1	2	3	4	5	6	7	8	9	10	11	12	13	14	15	16	17	Coef	Total	Prev.	1st
14	49	 VAN DAMME KAREL  DEFRESNE FABRICE MERCEDES 190	2.6	0.5	1.5	0.7	0.1	2.0	2.9	-1.8	0.8	0.3	0.8	-1.5	1.3	2.4	-3.2	0.8	-2.4	0.85	22.98	+2.13	+19.18
15	47	 SAELENS MAXIM  SAMAHEY GEERT LANCIA BETA COUPE	2.4	3.0	1.6	1.3	1.1	2.6	2.8	1.2	2.4	2.7	2.9	2.8	4.7	2.0	1.1	4.5	0.6	0.83	25.9	+2.92	+22.1
16	46	 VANCAYSEELE RIK  VAN DOOREN ALEX MINI COOPER LEYLAND SP	4.4	7.8	8.7	3.0	-2.7	1.3	3.5	-1.6	0.8	6.5	7.2	-2.3	1.7	7.8	5.1	9.7	9.6	0.79	65.58	+39.68	+61.78
17	36	 LEGROS GUY  GUIOT JOSEPH PORSCHE 924	3.6	4.9	3.8	1.9	3.2	4.1	4.9	3.9	5.9	6.6	5.4	8.0	8.3	12.1	10.3	14.4	11.8	0.77	80.54	+14.96	+76.74
18	25	 COMPTAERT GIOVANNI  DEPOORTER ANDY OPEL KADETT GSI 16V	3.6	4.8	4.5	3.6	2.6	5.0	7.1	3.9	5.0	9.7	10.8	5.0	6.8	11.6	6.8	10.9	10.5	0.89	92.29	+11.75	+88.49
19	44	 WOUTERS PETER  LAROYE CHARLY CITROËN VISA GT	0.0	0.0	0.0	0.0	0.0	0.0	0.0	0.0	0.0	0.0	0.0	0.0	0.0	0.0	0.0	0.0	0.0	0.84	600	+507.71	+596.2

Rock N Roll Classics Omlloop van Vlaanderen Regularity 2024
 Classic 50 - RT9 Rumbeke - Detailed

Pos.	#	Crew	1	2	3	4	5	6	7	8	9	10	11	12	13	14	15	16	17	18	19	20	21	22	23	Coef	Total	Prev.	1st
1	38	■ SIMON PATRICE ■ BERNARD CHRISTIAN PORSCHÉ 924S	-0.2	0.1	0.3	-0.6	2.3	-0.1	1.0	0.8	0.1	0.4	0.7	0.7	2.4	0.8	0.4	0.4	1.5	0.2	0.0	0.7	-0.6	0.5	0.3	0.86	5.9		
2	41	■ VAN REMOORTELE PATRICK ■ CHARLET VALENTIN APAL COUPE	-0.7	-0.4	0.9	0.0	3.4	-1.0	1.1	0.9	0.3	0.1	1.5	0.7	2.9	-0.3	-0.1	1.1	2.8	0.6	0.4	1.5	-0.1	0.6	0.1	0.51	7.52	+1.62	+1.62
3	37	■ VARREWAERE MARIO ■ CRACCO PABLO NISSAN SUNNY GTI	-0.1	0.3	0.5	-0.4	2.4	-1.7	-0.5	-0.6	-0.9	-0.7	-0.3	-0.1	1.8	-0.8	0.0	0.3	0.7	-0.7	-0.1	0.7	-0.1	0.1	0.0	0.9	8.04	+0.52	+2.14
4	32	■ GRAEVEN NICOLAS ■ GRAEVEN MICHEL FORD ESCORT RS	-1.4	-0.7	-0.6	-0.5	3.5	-2.7	0.1	-0.8	-0.6	-0.4	0.8	0.0	2.0	-0.4	-0.9	0.1	1.3	-0.1	0.4	1.2	0.2	0.4	-0.9	0.76	13.99	+5.95	+8.08
5	31	■ AMBROSINI JEROME ■ THIRIONET YVES AUDI 80 GT	0.8	-0.1	1.3	1.0	3.8	-0.2	0.9	1.5	0.1	-0.5	0.6	1.4	3.0	0.5	1.2	1.7	5.2	0.9	0.8	2.2	1.1	0.6	0.4	0.74	14.43	+0.44	+8.53
6	40	■ MAES RUDY ■ DEPLANCKE FILIP PORSCHÉ 911T	-0.4	0.0	1.4	0.5	4.9	1.0	2.8	1.8	1.2	0.7	1.5	1.6	4.5	1.0	-0.3	0.8	3.8	1.8	0.8	1.6	0.4	-0.3	0.1	0.68	15.78	+1.35	+9.87
7	15	■ DERYCKE FRANK ■ BARBEZ JAN BMW 2002TI	-1.9	0.4	0.8	0.2	4.6	0.6	2.2	1.5	0.6	-0.7	0.5	1.1	3.3	0.3	-0.2	1.1	3.5	-0.1	-0.8	1.7	-0.9	-1.4	-0.8	0.7	17.85	+2.07	+11.95
8	47	■ SAELENS MAXIM ■ SAMAËY GEERT LANCIA BETA COUPE	0.8	0.7	1.0	0.7	4.1	0.8	2.4	1.0	-1.1	-0.8	1.9	-0.6	1.3	-1.4	-1.0	-0.6	3.0	0.0	-0.8	2.1	1.2	1.1	0.4	0.83	18.13	+0.28	+12.23
9	35	■ THIBAUT MICHEL ■ SZUCS STEPHANE MAZDA 323 GTX TURBO	0.0	0.6	1.6	1.0	4.2	1.1	1.6	1.7	0.4	0.8	1.3	1.1	4.1	-0.2	0.7	1.1	3.4	1.7	0.5	2.0	1.2	1.2	0.6	0.9	19.35	+1.22	+13.45
10	48	■ VERHAEGE THIJS ■ PUYPE DRIES DATSUN 240Z	0.5	-0.2	1.7	0.4	5.2	1.4	3.6	3.4	0.7	-0.1	1.8	1.4	4.0	-0.6	-0.7	1.7	3.5	2.1	0.5	2.4	0.8	1.2	2.3	0.7	21.04	+1.69	+15.14
11	33	■ THIBAUT GILLES ■ SOUKA FRANCOIS MAZDA 323	0.7	0.9	1.3	0.4	3.9	4.1	5.1	4.1	0.6	0.5	1.2	0.7	2.5	0.2	0.0	1.4	2.0	1.1	2.9	1.7	0.8	0.9	0.5	0.91	24.48	+3.44	+18.58
12	34	■ QUIRIJNEN FELIX ■ BEYERS FILIP CITROËN DYANE	1.3	0.8	0.2	1.0	11.1	4.9	6.2	5.2	1.3	-0.3	-0.3	1.3	3.0	1.3	1.1	1.6	2.1	1.7	0.9	2.3	0.8	0.2	0.1	0.67	26.06	+1.58	+20.16
13	49	■ VAN DAMME KAREL ■ DEFRESNE FABRICE MERCEDES 190	4.4	0.0	0.7	-0.5	3.7	-1.2	1.3	0.1	-0.1	-0.9	0.9	-1.1	1.8	-0.7	-1.4	-0.3	3.8	-0.5	-1.7	1.1	-1.9	-2.3	-2.3	0.85	29.65	+3.58	+23.74

Rock N Roll Classics Omloup van Vlaanderen Regularity 2024
 Classic 50 - RT9 Rumbeke - Detailed

Pos.	#	Crew	1	2	3	4	5	6	7	8	9	10	11	12	13	14	15	16	17	18	19	20	21	22	23	Coef	Total	Prev.	1st
14	43	 VANKEIRSBILCK KOEN  DUBAERE ANTOINE PORSCHE 911 T TARGA	1.3	-1.0	0.1	-0.7	3.4	-0.4	0.9	0.5	-0.4	-0.8	-0.3	-1.4	0.3	-1.5	-1.8	-1.0	1.6	-0.8	-1.8	0.5	-3.1	-3.7	-2.7	0.73	32.4	+2.75	+26.49
15	36	 LEGROS GUY  GUIOT JOSEPH PORSCHE 924	4.3	2.7	4.3	1.6	7.1	2.3	3.6	4.4	4.5	5.6	6.2	3.8	6.2	4.8	5.0	5.9	8.5	5.5	4.5	8.7	6.3	5.9	5.6	0.77	81.47	+49.07	+75.56
16	25	 COMPTAERT GIOVANNI  DEPOORTER ANDY OPEL KADETT GSI 16V	5.3	0.9	3.9	2.6	8.3	6.8	8.4	8.3	6.3	4.0	5.9	6.0	9.1	10.4	8.8	8.5	19.9	13.1	8.7	11.3	8.8	10.7	11.5	0.89	156.64	+75.17	+150.74
17	42	 DEBEIL STEFAN  DEBEIL FREDERIK LOTUS CORTINA	-1.1	-0.2	0.7	0.1	4.3	1.6	3.1	25.7	26.4	26.7	28.2	27.9	29.5	27.4	20.6	7.5	8.4	2.4	2.8	3.8	2.2	2.2	1.4	0.66	161.45	+4.81	+155.54
18	46	 VANCAYSEELE RIK  VAN DOOREN ALEX MINI COOPER LEYLAND SP	1.1	-11.4	-14.1	-13.8	-4.6	-0.1	3.9	5.7	4.5	1.5	3.2	-2.4	0.2	-3.4	-6.4	-6.4	-2.0	-5.8	-5.7	0.3	-2.6	-2.0	-3.2	0.79	166.95	+5.5	+161.05
19	44	 WOUTERS PETER  LAROYE CHARLY CITROËN VISA GT	0.0	0.0	0.0	0.0	0.0	0.0	0.0	0.0	0.0	0.0	0.0	0.0	0.0	0.0	0.0	0.0	0.0	0.0	0.0	0.0	0.0	0.0	0.0	0.84	600	+433.05	+594.1

Rock N Roll Classics Omloup van Vlaanderen Regularity 2024
 Classic 50 - RT10 Zoning - Detailed

Pos.	#	Crew	Ref Lap 2	Lap 2	Ref Lap 3	Lap 3	Coef	Total	Prev.	1st
1	35	THIBAUT MICHEL SZUCS STEPHANE MAZDA 323 GTX TURBO	01:17.0	-0.2	01:13.0	0.4	0.9	0		
-	40	MAES RUDY DEPLANCKE FILIP PORSCHE 911T	01:21.1	-0.3	01:17.0	0.5	0.68	0	=	=
3	42	DEBEIL STEFAN DEBEIL FREEDERIK LOTUS CORTINA	01:15.8	0.5	01:12.5	0.6	0.66	0.07	+0.07	+0.07
4	37	VARREWAERE MARIO CRACCO PABLO NISSAN SUNNY GTI	01:23.0	-0.6	01:18.6	0.7	0.9	0.38	+0.31	+0.38
5	47	SAELENS MAXIM SAMAAY GEERT LANCIA BETA COUPE	01:10.7	-0.3	01:06.6	1.4	0.83	0.75	+0.37	+0.75
6	32	GRAEVEN NICOLAS GRAEVEN MICHEL FORD ESCORT RS	01:17.9	0.0	01:14.1	2.0	0.76	1.14	+0.39	+1.14
7	41	VAN REMOORTEL PATRICK CHARLET VALENTIN APAL COUPE	01:26.1	-1.6	01:20.7	0.1	0.51	2.2	+1.06	+2.2
8	31	AMBROSINI JEROME THIRIONET YVES AUDI 80 GT	01:14.0	-0.2	01:10.0	3.6	0.74	2.29	+0.09	+2.29
9	38	SIMON PATRICE BERNARD CHRISTIAN PORSCHE 924S	01:17.9	-1.8	01:12.3	0.1	0.86	2.6	+0.31	+2.6
10	15	DERYCKE FRANK BARBEZ JAN BMW 2002TI	01:10.0	-1.7	01:04.5	0.9	0.7	2.68	+0.08	+2.68
11	33	THIBAUT GILLES SOUKA FRANCOIS MAZDA 323	01:17.8	1.3	01:15.3	-1.5	0.91	2.73	+0.05	+2.73
12	43	VANKEIRSBILCK KOEN DUBAERE ANTOINE PORSCHE 911 T TARGA	01:09.9	-1.3	01:04.8	2.2	0.73	2.84	+0.11	+2.84
13	36	LEGROS GUY GUIOT JOSEPH PORSCHE 924	01:25.1	0.4	01:21.7	5.2	0.77	3.62	+0.78	+3.62













Rock N Roll Classics Omlloop van Vlaanderen Regularity 2024
 Classic 50 - RT10 Zoning - Detailed

Pos.	#	Crew	Ref Lap 2	Lap 2	Ref Lap 3	Lap 3	Coef	Total	Prev.	1st
14	48	VERHAEGE THIJS PUYPE DRIES DATSUN 240Z	01:15.8	-1.3	01:10.7	3.6	0.7	3.77	+0.15	+3.77
15	34	QUIRIJNEN FELIX BEYERS FILIP CITROËN DYANE	01:23.3	-1.6	01:17.9	3.7	0.67	4.34	+0.57	+4.34
16	46	VANCAYSEELE RIK VAN DOOREN ALEX MINI COOPER LEYLAND SP	01:25.0	-4.4	01:16.8	2.9	0.79	9.7	+5.35	+9.7
17	25	COMPTAERT GIOVANNI DEPOORTER ANDY OPEL KADETT GSI 16V	01:13.9	-3.4	01:06.7	6.4	0.89	11.05	+1.36	+11.05
18	49	VAN DAMME KAREL DEFRESNE FABRICE MERCEDES 190	01:13.8	-11.1	00:58.9	15.4	0.85	33.87	+22.81	+33.87
19	44	WOUTERS PETER LAROYE CHARLY CITROËN VISA GT	-	M	-	M	0.84	600	+566.14	+600

Rock N Roll Classics Omlloop van Vlaanderen Regularity 2024
 Classic 50 - RT11 Houthulst - Detailed

Pos. #	Crew	1	2	3	4	5	6	7	8	9	10	11	12	13	14	15	16	17	18	19	20	21	22	23	24	CP	Coef	Total	Prev.	1st
1	37 VARREWAERE MARIO CRACCO PABLO NISSAN SUNNY GTI	-0.4	-0.6	0.6	-0.1	0.3	-0.4	0.8	-0.1	0.0	-0.5	-0.3	0.5	-0.8	-0.2	-0.5	-0.3	-0.5	-0.1	-0.3	-0.5	-0.7	0.6	-0.4	-0.6	0	0.9	1.85		
2	38 SIMON PATRICE BERNARD CHRISTIAN PORSCHE 924S	-0.1	0.1	0.8	-0.2	-0.1	-0.2	1.0	0.4	0.8	0.2	0.3	0.8	0.3	0.8	-0.2	0.2	0.5	0.0	0.3	0.6	0.1	1.5	1.0	-0.2	0	0.86	2.84	+0.99	+0.99
3	41 VAN REMOORTELE PATRICK CHARLET VALENTIN APAL COUPE	-0.2	0.0	1.2	-0.2	-0.1	-0.6	0.9	0.6	0.7	0.2	0.3	1.8	-0.1	0.8	0.5	-0.3	-0.2	-0.2	-0.1	-0.3	-0.5	3.4	0.8	-0.2	0	0.51	3.36	+0.52	+1.51
4	31 AMBROSINI JEROME THIRIONET YVES AUDI 80 GT	-0.7	-0.2	0.6	-0.3	0.2	0.1	2.1	0.4	-0.1	0.3	0.1	1.5	0.1	0.3	0.3	0.0	1.2	0.8	0.1	0.4	0.5	2.5	0.2	0.1	0	0.74	4.62	+1.26	+2.77
5	48 VERHAEGE THIJS PUYPE DRIES DATSUN 240Z	-0.5	0.2	1.6	0.3	0.7	0.6	2.3	0.7	0.9	0.8	0.0	1.7	2.9	0.8	0.2	0.2	0.9	0.3	-0.2	-0.1	-0.1	2.3	0.8	0.7	0	0.7	7.49	+2.87	+5.64
6	40 MAES RUDY DEPLANCKE FILIP PORSCHE 911T	0.2	0.2	0.9	-0.3	0.2	-0.9	0.9	-0.6	-0.1	-1.0	0.5	2.3	3.7	0.7	-0.4	-0.6	0.0	0.1	0.1	0.8	-0.7	1.7	1.0	0.0	0	0.68	8.04	+0.55	+6.19
7	47 SAELENS MAXIM SAMAHEY GEERT LANCIA BETA COUPE	0.4	0.4	1.4	0.4	0.3	0.2	2.3	0.6	0.5	0.3	0.1	1.3	1.4	0.5	0.1	0.7	1.2	0.6	0.4	0.9	0.9	2.8	0.8	-1.4	0	0.83	9.19	+1.15	+7.34
8	32 GRAEVEN NICOLAS GRAEVEN MICHEL FORD ESCORT RS	-1.7	1.4	2.5	0.4	0.4	1.2	2.4	0.4	0.1	-0.2	0.7	2.0	-0.1	-0.2	1.0	0.7	0.2	0.9	0.1	0.4	0.3	3.2	0.4	-0.4	0	0.76	10.76	+1.57	+8.91
9	44 WOUTERS PETER LAROYE CHARLY CITROËN VISA GT	1.1	0.7	1.5	1.0	1.5	0.6	2.2	0.9	1.2	1.0	0.9	1.6	0.9	1.5	0.7	0.2	0.7	1.0	0.7	0.6	0.3	2.7	0.7	-0.5	0	0.84	11.09	+0.33	+9.24
10	34 QUIRIJNEN FELIX BEYERS FILIP CITROËN DYANE	0.2	0.3	1.6	-0.3	1.2	-0.2	0.9	1.4	2.5	0.7	1.0	2.6	0.8	1.2	0.5	1.7	1.3	0.6	0.4	1.8	1.7	4.6	1.3	0.8	0	0.67	12.53	+1.44	+10.68
11	15 DERYCKE FRANK BARBEZ JAN BMW 2002TI	0.2	0.2	1.3	-0.3	1.1	0.5	2.6	1.0	1.2	0.5	0.2	2.2	-0.7	-0.3	0.5	-0.3	-0.9	-1.5	-0.9	-1.4	-0.7	1.7	-0.1	-1.2	0	0.7	12.92	+0.39	+11.07
12	33 THIBAUT GILLES SOUKA FRANCOIS MAZDA 323	0.6	0.7	1.6	0.1	0.2	0.5	2.0	1.5	1.3	1.0	0.8	2.0	1.4	0.6	1.4	1.3	0.6	1.1	0.2	1.0	0.9	3.3	1.3	0.7	0	0.91	13.74	+0.82	+11.89
13	25 COMPTAERT GIOVANNI DEPOORTER ANDY OPEL KADETT GSI 16V	-0.4	-5.6	-4.5	-4.0	-2.8	-0.5	-0.1	-0.6	-2.0	-6.0	-1.8	0.7	8.9	6.4	5.5	-1.3	0.4	-5.1	-2.9	-2.3	-2.7	1.5	-3.7	-1.6	0	0.89	97.05	+83.3	+95.2

Rock N Roll Classics Omlloop van Vlaanderen Regularity 2024
 Classic 50 - RT11 Houthulst - Detailed

Pos. #	Crew	1	2	3	4	5	6	7	8	9	10	11	12	13	14	15	16	17	18	19	20	21	22	23	24	CP	Coef	Total	Prev.	1st
14	36  LEGROS GUY  GUIOT JOSEPH PORSCHE 924	1.8	3.6	5.2	3.2	4.5	6.1	6.9	5.5	6.4	6.0	6.1	9.7	7.5	7.2	7.3	8.5	6.6	7.4	6.6	9.7	7.5	10.2	7.9	6.2	45	0.77	157.11	+60.07	+155.26
15	49  VAN DAMME KAREL  DEFRESNE FABRICE MERCEDES 190	-3.5	-7.4	-5.9	3.7	6.0	0.3	-1.9	-4.4	-0.5	-12.4	0.2	2.1	-7.3	-3.8	-8.0	0.7	-2.6	-0.9	-1.6	-13.5	-20.5	-17.4	-1.2	-3.9	0	0.85	224.33	+67.21	+222.48
16	46  VANCAYSEELE RIK  VAN DOOREN ALEX MINI COOPER LEYLAND SP	2.0	-2.7	-0.9	-1.4	0.2	3.9	6.2	6.6	4.6	-1.9	-4.5	-2.4	3.8	3.7	3.4	3.7	10.0	1.9	-2.6	-11.8	-19.7	-16.1	-25.9	-30.0	0	0.79	262.8	+38.47	+260.95
17	42  DEBEIL STEFAN  DEBEIL FREEDERIK LOTUS CORTINA	-1.1	3.6	4.4	3.5	4.0	3.2	2.2	4.1	4.4	3.5	4.1	4.8	4.4	-0.5	0.5	10.6	5.3	-8.1	-20.0	-31.9	-37.8	-36.3	-46.7	-52.2	0	0.66	391.77	+128.97	+389.92
18	43  VANKEIRSBILCK KOEN  DUBAERE ANTOINE PORSCHE 911 T TARGA	-1.6	4.4	4.8	2.0	4.6	5.6	7.1	5.1	4.4	5.8	4.2	6.3	4.9	5.9	4.9	8.7	4.5	-6.2	-18.2	-28.2	-33.9	-32.0	-44.6	-49.6	0	0.73	399.3	+7.53	+397.45
19	35  THIBAUT MICHEL  SZUCS STEPHANE MAZDA 323 GTX TURBO	-0.7	-5.8	-2.8	-2.6	2.2	4.2	6.2	5.7	6.1	2.9	8.0	10.3	14.5	10.1	2.2	-4.1	8.8	-4.5	-17.5	-29.9	-36.7	-33.5	-44.0	-49.8	0	0.9	435.48	+36.18	+433.63

Rock N Roll Classics Omloup van Vlaanderen Regularity 2024
 Classic 50 - RT12 Passendale - Detailed

Pos.	#	Crew	1	2	3	4	5	6	7	8	9	10	11	12	13	14	15	16	17	18	19	20	21	22	23	24	25	26	27	Coef	Total	Prev.	1st
1	37	VARREWAERE MARIO CRACCO PABLO NISSAN SUNNY GTI	0.3	-0.3	-0.2	-0.1	-0.2	0.1	1.0	-0.2	-0.3	0.8	0.3	-0.7	0.5	-0.3	0.1	0.8	-0.1	0.3	0.5	0.2	0.0	0.3	-0.2	0.3	0.0	1.4	0.1	0.9	2.2		
2	41	VAN REMOORTEL PATRICK CHARLET VALENTIN APAL COUPE	-0.1	0.4	1.2	0.2	0.6	0.1	1.6	0.3	-0.2	1.2	0.7	-0.3	2.1	0.5	0.7	2.4	-0.2	1.0	1.5	1.0	1.3	0.3	0.5	0.4	2.6	2.6	0.2	0.51	6.89	+4.69	+4.69
3	42	DEBEIL STEFAN DEBEIL FREEDERIK LOTUS CORTINA	-0.2	-0.5	0.6	-0.5	-0.2	-0.3	1.5	-0.6	-0.4	1.4	0.4	-0.8	2.5	-0.5	-0.7	1.2	-1.4	-0.6	0.8	-0.3	0.1	-0.5	-0.3	-0.7	2.0	3.3	-0.2	0.66	9.74	+2.85	+7.54
4	31	AMBROSINI JEROME THIRIONET YVES AUDI 80 GT	0.2	0.1	1.4	0.4	1.0	1.4	2.2	0.3	0.5	2.0	0.9	-0.5	1.2	0.7	0.9	1.8	1.0	1.3	1.6	0.4	0.8	0.8	0.0	1.5	1.4	1.3	0.6	0.74	10.58	+0.84	+8.38
5	40	MAES RUDY DEPLANCKE FILIP PORSCHE 911T	0.3	-0.1	0.5	0.6	0.5	-0.1	2.1	0.4	1.3	3.2	1.0	-1.4	0.6	0.1	0.4	2.7	0.0	1.5	1.0	1.0	1.1	0.2	0.1	0.3	1.0	2.4	0.6	0.68	10.71	+0.13	+8.51
6	38	SIMON PATRICE BERNARD CHRISTIAN PORSCHE 924S	0.2	0.6	1.2	0.5	0.6	1.2	1.9	0.8	1.5	2.8	1.4	0.3	1.8	0.2	0.2	1.0	-0.5	0.5	0.8	0.5	1.0	0.8	0.1	0.6	3.2	2.6	-0.1	0.86	13.16	+2.45	+10.96
7	44	WOUTERS PETER LAROYE CHARLY CITROËN VISA GT	1.1	1.0	1.7	0.7	0.9	0.9	2.5	0.6	0.5	1.4	1.5	0.5	2.2	-0.1	0.6	2.2	-0.3	1.0	1.2	0.8	1.1	0.6	0.7	0.4	1.9	3.1	0.4	0.84	14.45	+1.29	+12.25
8	43	VANKEIRSBILCK KOEN DUBAERE ANTOINE PORSCHE 911 T TARGA	-0.9	-0.3	1.1	-0.9	-0.1	-0.7	1.0	-1.3	-1.0	0.1	0.4	-1.0	1.2	-0.8	-0.5	0.9	-0.7	0.4	-0.1	-0.3	-1.0	-1.1	-0.8	0.0	1.6	2.3	-2.3	0.73	16.72	+2.28	+14.52
9	32	GRAEVEN NICOLAS GRAEVEN MICHEL FORD ESCORT RS	0.4	0.6	1.7	-1.3	0.8	0.5	2.9	0.1	0.9	1.9	1.6	-0.3	1.8	1.1	0.6	2.0	0.7	1.8	1.9	0.8	1.0	1.1	1.2	1.2	2.3	2.6	0.5	0.76	16.8	+0.08	+14.6
10	48	VERHAEGE THIJS PUYPE DRIES DATSUN 240Z	0.8	0.4	1.2	0.9	1.1	1.2	3.3	0.9	1.2	2.8	1.2	0.3	2.8	0.0	0.7	2.9	0.6	2.6	1.9	1.2	1.4	0.6	0.7	0.9	2.4	3.9	0.6	0.7	18.06	+1.26	+15.86
11	34	QUIRIJNEN FELIX BEYERS FILIP CITROËN DYANE	0.7	0.6	1.7	0.5	1.5	0.8	2.8	1.3	1.4	2.4	1.8	-0.9	0.9	1.4	1.4	2.8	-1.3	1.7	1.7	1.7	1.7	1.4	1.5	0.9	2.5	3.7	0.7	0.67	20.49	+2.43	+18.29
12	47	SAELENS MAXIM SAMAEY GEERT LANCIA BETA COUPE	0.8	0.7	1.4	1.2	0.7	1.2	2.6	1.7	1.4	2.2	1.4	0.9	2.7	0.7	1.6	2.8	0.3	1.3	1.5	0.5	1.0	1.3	1.5	1.3	2.8	3.2	0.6	0.83	21.58	+1.09	+19.38
13	15	DERYCKE FRANK BARBEZ JAN BMW 2002TI	0.4	0.5	1.1	1.7	1.9	1.6	3.0	2.1	1.9	2.8	1.9	1.5	3.8	1.5	1.3	2.8	0.5	3.1	2.3	1.5	1.8	1.3	1.2	1.0	2.1	3.2	0.3	0.7	24.43	+2.85	+22.23
14	33	THIBAUT GILLES SOUKA FRANCOIS MAZDA 323	0.5	0.5	1.2	0.4	1.5	1.2	2.6	0.3	2.3	3.7	1.2	0.2	3.5	1.5	0.8	2.2	0.1	1.2	1.7	0.9	1.0	1.5	2.7	4.1	4.6	4.7	1.2	0.91	31.67	+7.24	+29.47

Rock N Roll Classics Omloup van Vlaanderen Regularity 2024
 Classic 50 - RT12 Passendale - Detailed

Pos.	#	Crew	1	2	3	4	5	6	7	8	9	10	11	12	13	14	15	16	17	18	19	20	21	22	23	24	25	26	27	Coef	Total	Prev.	1st
15	35	THIBAUT MICHEL SZUCS STEPHANE MAZDA 323 GTX TURBO	0.5	0.6	2.2	0.7	1.1	1.0	3.1	0.9	0.8	2.9	2.3	0.7	3.8	0.7	1.3	3.5	1.0	3.7	2.6	1.9	3.1	1.8	1.7	2.9	4.7	9.1	-0.5	0.9	41.04	+9.37	+38.84
16	49	VAN DAMME KAREL DEFRESNE FABRICE MERCEDES 190	1.4	0.4	1.3	-0.4	1.2	-2.7	-1.0	2.5	2.5	3.5	1.1	0.0	7.7	-5.8	0.2	1.9	-2.2	0.8	0.6	-6.4	-1.0	1.5	0.7	0.6	1.7	3.6	-0.9	0.85	53.91	+12.87	+51.71
17	46	VANCAYSEELE RIK VAN DOOREN ALEX MINI COOPER LEYLAND SP	-0.6	-3.3	-0.8	0.6	0.4	-0.3	2.0	3.0	5.6	8.3	2.6	-0.3	2.6	1.7	0.2	3.2	3.6	6.4	7.3	6.2	3.1	-0.7	-3.1	-1.5	0.2	4.7	0.5	0.79	56.19	+2.28	+53.99
18	25	COMPTAERT GIOVANNI DEPOORTER ANDY OPEL KADETT GSI 16V	-0.1	1.3	3.0	2.1	2.4	2.7	4.9	5.3	6.8	8.9	7.5	2.6	5.2	-0.9	-3.8	-1.9	-1.4	1.7	4.2	3.0	1.0	-0.2	1.1	3.7	6.5	10.9	9.2	0.89	86.32	+30.13	+84.12
19	36	LEGROS GUY GUIOT JOSEPH PORSCHE 924	1.3	1.3	3.1	1.9	1.6	0.3	2.7	3.1	3.6	5.8	7.1	6.2	9.1	8.9	9.0	11.3	10.8	13.1	14.2	13.6	14.3	13.1	13.7	14.1	14.8	17.4	13.8	0.77	166.24	+79.93	+164.04

Rock N Roll Classics Omlloop van Vlaanderen Regularity 2024
 Classic 50 - RT13 Zilverberg - Detailed

Pos.	#	Crew	1	2	3	4	5	6	7	8	9	10	11	12	13	14	15	16	17	18	19	20	21	22	23	Coef	Total	Prev.	1st
1	41	VAN REMOORTELE PATRICK CHARLET VALENTIN APAL COUPE	1.6	0.2	2.1	1.1	0.1	-0.4	-0.3	1.2	0.7	0.2	1.4	-0.9	1.4	0.0	1.8	0.2	0.7	2.5	0.2	1.0	-0.4	3.0	0.9	0.51	7.38		
2	43	VANKEIRSILBCK KOEN DUBAERE ANTOINE PORSCHE 911 T TARGA	0.2	-1.6	0.7	-0.5	-0.5	-1.2	-0.8	0.4	-0.1	-0.7	0.8	-1.1	0.2	-0.5	1.4	-1.1	0.4	0.0	-1.5	0.0	-2.0	2.0	-0.7	0.73	14.52	+7.14	+7.14
3	42	DEBEIL STEFAN DEBEIL FREDERIK LOTUS CORTINA	1.4	-1.6	0.4	-1.5	-0.1	-0.2	0.2	1.6	0.3	-0.5	1.5	-0.1	1.7	1.1	3.4	0.3	1.8	3.0	0.9	2.3	-1.5	1.2	0.7	0.66	15.84	+1.32	+8.46
4	48	VERHAEGE THIJS PUYPE DRIES DATSUN 240Z	2.2	0.6	3.2	0.0	-0.4	-1.0	-0.2	0.6	-0.3	-0.3	1.5	-0.1	1.4	-2.4	-0.3	-1.4	0.2	1.0	1.2	3.1	-0.3	3.4	0.2	0.7	15.84	+0	+8.46
5	44	WOUTERS PETER LAROYE CHARLY CITROËN VISA GT	1.6	-0.4	1.4	0.5	1.1	1.1	1.4	2.0	1.1	0.6	2.7	0.4	1.9	-0.6	1.4	0.9	2.9	2.8	0.8	1.0	-0.7	2.0	1.0	0.84	16.31	+0.47	+8.93
6	38	SIMON PATRICE BERNARD CHRISTIAN PORSCHE 924S	1.4	0.2	2.0	1.5	0.0	0.6	1.3	2.3	0.8	-0.4	0.9	-0.6	0.7	-0.9	0.9	0.4	0.9	-0.6	-2.4	-3.4	-0.4	2.1	-0.7	0.86	19.28	+2.98	+11.91
7	32	GRAEVEN NICOLAS GRAEVEN MICHEL FORD ESCORT RS	1.9	-0.9	1.0	-1.6	0.6	0.5	0.2	3.4	1.7	1.2	2.1	0.1	2.0	-0.7	1.7	0.7	3.2	3.6	0.6	0.9	0.6	4.3	1.3	0.76	20.35	+1.06	+12.97
8	37	VARREWAERE MARIO CRACCO PABLO NISSAN SUNNY GTI	-1.8	-0.6	0.7	-0.5	-0.6	-1.7	-0.6	-0.1	-1.2	-0.8	1.0	-2.1	-1.2	-1.6	0.0	-1.4	-1.2	-0.4	-1.1	0.1	-0.7	1.3	-0.2	0.9	20.55	+0.2	+13.17
9	15	DERYCKE FRANK BARBEZ JAN BMW 2002TI	1.6	0.3	2.3	0.2	0.5	1.1	1.6	4.3	2.9	2.3	4.5	2.2	3.7	2.2	4.5	3.3	3.6	5.0	3.5	3.2	3.1	6.6	2.1	0.7	37.52	+16.97	+30.14
10	34	QUIRIJNEN FELIX BEYERS FILIP CITROËN DYANE	3.7	1.1	3.8	2.0	-1.0	-1.7	0.8	0.9	-0.2	-1.0	0.7	-0.9	1.3	2.5	4.9	-4.6	-4.7	-2.4	-1.2	0.4	-1.0	2.8	1.9	0.67	41.67	+4.15	+34.29
11	33	THIBAUT GILLES SOUKA FRANCOIS MAZDA 323	1.5	-0.5	2.4	2.7	0.8	-0.6	-0.1	-4.4	-4.2	-1.4	0.5	-1.2	0.6	-3.4	-1.3	-1.4	0.9	1.2	-1.9	0.7	1.5	5.3	5.2	0.91	46.34	+4.68	+38.96
12	40	MAES RUDY DEPLANCKE FILIP PORSCHE 911T	2.6	-1.3	1.0	0.1	0.9	0.2	0.0	1.4	0.8	-0.7	1.7	0.9	3.2	0.5	2.9	-4.7	-5.9	-4.9	-3.7	1.2	-1.0	3.2	0.8	0.68	47.33	+0.99	+39.95
13	47	SAELENS MAXIM SAMAHEY GEERT LANCIA BETA COUPE	2.3	0.6	3.1	1.8	2.3	0.8	1.0	1.4	1.3	1.6	3.4	1.7	3.6	2.5	4.3	4.1	13.0	10.1	3.8	2.7	-0.5	2.3	0.6	0.83	47.56	+0.23	+40.18











Rock N Roll Classics Omloup van Vlaanderen Regularity 2024
 Classic 50 - RT13 Zilverberg - Detailed

Pos.	#	Crew	1	2	3	4	5	6	7	8	9	10	11	12	13	14	15	16	17	18	19	20	21	22	23	Coef	Total	Prev.	1st
14	36	LEGROS GUY GUIOT JOSEPH PORSCHE 924	2.9	1.6	4.4	3.0	2.4	1.4	1.1	2.0	1.5	-0.4	1.3	0.0	3.1	2.6	5.3	1.2	3.1	4.6	4.8	6.3	6.0	10.1	10.4	0.77	52.82	+5.26	+45.44
15	46	VANCAYSEELE RIK VAN DOOREN ALEX MINI COOPER LEYLAND SP	3.7	3.1	5.6	5.2	4.3	2.8	0.6	-0.2	0.5	-2.4	-0.4	-0.6	3.9	5.3	8.3	1.8	2.9	5.3	4.8	7.7	5.4	10.3	11.3	0.79	69.81	+16.99	+62.43
16	25	COMPTAERT GIOVANNI DEPOORTER ANDY OPEL KADETT GSI 16V	4.0	-1.2	0.7	1.4	-0.5	-4.1	-6.9	-3.0	-1.5	1.0	4.4	4.0	8.3	7.1	9.4	2.4	1.5	1.6	0.1	8.1	-0.8	2.0	-0.5	0.89	72.52	+2.71	+65.14
17	49	VAN DAMME KAREL DEFRESNE FABRICE MERCEDES 190	1.3	-3.7	-0.7	-4.1	-0.7	-2.7	-0.4	1.0	-0.3	-2.6	0.6	-2.5	-1.2	-7.1	-4.4	-4.7	-3.7	-3.7	-7.1	-1.5	-9.6	-5.2	-8.1	0.85	129.79	+57.27	+122.41
R	31	AMBROSINI JEROME THIRIONET YVES AUDI 80 GT	0.9	-1.1	3.3	2.5	-4.0	-10.2	-14.8	-19.8	-18.6	-30.0	-28.6	-30.0	-23.0	-26.4	-22.2	-35.7	-34.0	-27.3	-18.5	-6.4	-13.3	-6.4	-6.4	0.74	R	n/a	n/a



























Rock N Roll Classics Omlloop van Vlaanderen Regularity 2024
 Classic 50 - RT14 Rumbeke - Detailed

Pos. #	Crew	1	2	3	4	5	6	7	8	9	10	11	12	13	14	15	16	17	18	19	20	21	22	23	Coef	Total	Prev.	1st	
1	37 VARREWAERE MARIO CRACCO PABLO NISSAN SUNNY GTI	0.1	0.0	0.4	-0.3	1.8	-0.8	-0.4	-0.1	-1.1	-0.5	-0.6	-0.7	0.7	-0.7	-0.4	-0.3	-0.3	-0.3	-0.3	0.0	-0.5	-0.4	-0.7	0.9	4.55			
2	42 DEBEIL STEFAN DEBEIL FREEDERIK LOTUS CORTINA	0.3	-0.2	0.1	0.1	3.2	0.0	0.9	1.2	0.4	0.1	0.5	0.7	1.9	0.2	0.1	1.0	0.6	0.6	0.2	0.6	-0.2	-0.2	-0.8	0.66	4.69	+0.14	+0.14	
3	41 VAN REMOORTELE PATRICK CHARLET VALENTIN APAL COUPE	-0.4	0.1	0.8	0.2	4.0	0.3	1.7	2.3	0.2	0.6	2.1	0.4	2.7	0.0	-0.2	1.0	1.0	1.1	-0.1	1.3	0.6	1.1	-0.1	0.51	7.04	+2.35	+2.49	
4	40 MAES RUDY DEPLANCKE FILIP PORSCHE 911T	-0.1	0.5	0.9	0.8	4.7	-0.6	0.4	0.2	0.1	0.4	1.3	0.6	3.4	0.8	0.5	0.5	0.5	1.8	0.6	1.4	0.5	-0.1	-0.1	0.68	7.88	+0.85	+3.33	
5	38 SIMON PATRICE BERNARD CHRISTIAN PORSCHE 924S	-0.5	0.2	-0.1	-0.3	1.7	-1.9	-1.3	-0.4	-1.0	0.1	0.4	0.7	2.4	0.6	0.5	0.8	0.9	0.9	0.1	0.8	0.0	0.4	0.6	0.86	9.61	+1.73	+5.06	
6	48 VERHAEGE THIJS PUYPE DRIES DATSUN 240Z	1.1	0.6	1.0	0.6	4.8	0.4	1.9	1.3	1.5	-0.1	2.5	0.9	3.3	0.7	0.9	1.4	0.7	1.1	0.5	1.2	0.7	0.8	0.4	0.7	12.25	+2.64	+7.7	
7	32 GRAEVEN NICOLAS GRAEVEN MICHEL FORD ESCORT RS	0.1	0.3	1.1	0.8	3.7	-0.8	2.2	1.8	0.3	1.0	1.4	1.1	2.9	0.2	0.5	1.3	0.7	1.3	1.4	1.6	1.3	0.7	-0.2	0.76	12.99	+0.74	+8.44	
8	33 THIBAUT GILLES SOUKA FRANCOIS MAZDA 323	1.0	0.8	1.0	0.3	3.6	0.1	1.3	1.7	0.6	0.7	1.5	0.4	2.2	0.9	1.0	2.8	1.3	1.6	0.5	1.4	0.7	0.9	0.5	0.91	14.56	+1.57	+10.01	
9	15 DERYCKE FRANK BARBEZ JAN BMW 2002TI	0.5	1.4	1.8	0.8	4.8	1.8	3.2	2.3	1.1	-0.1	2.0	0.9	2.4	1.3	-0.5	0.9	0.4	1.7	-0.1	2.2	0.5	0.0	0.2	0.7	14.77	+0.21	+10.22	
10	34 QUIRIJNEN FELIX BEYERS FILIP CITROËN DYANE	1.2	1.4	1.2	0.8	3.9	-0.8	0.2	1.8	0.9	0.4	1.2	1.5	2.9	1.4	0.6	1.9	0.8	2.9	0.3	2.0	1.2	2.5	1.3	0.67	15.27	+0.5	+10.72	
11	47 SAELENS MAXIM SAMAEE GEERT LANCIA BETA COUPE	0.4	0.9	1.4	1.0	3.9	0.2	1.7	2.3	0.9	0.8	1.3	0.7	2.9	0.6	1.3	1.3	2.6	1.4	0.5	2.1	0.6	0.7	0.0	0.83	15.69	+0.41	+11.14	
12	44 WOUTERS PETER LAROYE CHARLY CITROËN VISA GT	0.2	0.3	0.9	0.3	3.5	0.4	1.5	1.2	0.9	0.2	1.2	0.8	2.3	0.1	0.2	-0.3	-1.1	-2.0	-2.7	-1.3	-1.9	-1.6	-2.0	0.84	25.17	+9.49	+20.62	
13	49 VAN DAMME KAREL DEFRESNE FABRICE MERCEDES 190	1.0	0.8	2.4	-0.5	3.0	-1.6	0.5	0.0	1.8	3.5	4.8	-5.2	-1.5	3.6	0.3	0.6	2.0	0.1	-1.7	-0.9	-2.0	-1.8	-2.6	0.85	42.33	+17.15	+37.78	









Rock N Roll Classics Omlloop van Vlaanderen Regularity 2024
 Classic 50 - RT14 Rumbeke - Detailed

Pos. #	Crew	1	2	3	4	5	6	7	8	9	10	11	12	13	14	15	16	17	18	19	20	21	22	23	Coef	Total	Prev.	1st
14	36  LEGROS GUY  GUIOT JOSEPH PORSCHE 924	2.4	4.1	3.7	3.1	8.0	4.6	6.3	5.7	4.1	5.5	6.1	5.3	7.5	6.5	6.0	7.2	6.5	7.5	6.4	7.8	7.7	7.5	7.1	0.77	96.33	+54	+91.78
15	43  VANKEIRSBILCK KOEN  DUBAERE ANTOINE PORSCHE 911 T TARGA	0.4	-1.3	0.1	-1.1	2.2	-1.6	-0.2	-1.2	-3.2	-4.7	-4.0	-5.2	-3.1	-7.3	-7.2	-5.8	-6.9	-5.9	-7.9	-7.2	-13.1	-13.5	-14.1	0.73	210.84	+114.51	+206.29
16	25  COMPTAERT GIOVANNI  DEPOORTER ANDY OPEL KADETT GSI 16V	2.5	-13.2	-11.2	-11.8	-6.7	-9.6	-8.8	-9.4	-11.9	-8.1	-5.7	-5.8	-3.7	-2.4	0.8	3.0	2.8	3.5	-1.8	-4.5	-8.4	-8.0	-9.6	0.89	272.19	+61.35	+267.64
17	46  VANCAYSEELE RIK  VAN DOOREN ALEX MINI COOPER LEYLAND SP	3.6	-5.5	-5.0	-5.5	1.5	1.5	4.1	5.2	2.8	-2.7	-1.4	-7.3	-4.6	-7.8	-12.0	-17.1	-19.7	-16.4	-13.4	-11.6	-15.0	-12.7	-12.4	0.79	335.6	+63.41	+331.05
R	31  AMBROSINI JEROME  THIRIONET YVES AUDI 80 GT	57.2	43.4	36.8	34.6	44.2	44.8	50.2	52.7	53.7	48.2	51.9	45.9	49.2	44.8	36.8	30.7	25.1	40.3	30.7	28.5	25.3	29.8	29.0	0.74	R	n/a	n/a

Rock N Roll Classics Omloup van Vlaanderen Regularity 2024
 Classic 50 - RT15 Zoning - Detailed

Pos.	#	Crew	Ref Lap 1	Lap 1	Ref Lap 2	Lap 2	Ref Lap 3	Lap 3	Coef	Total	Prev.	1st
1	32	 GRAEVEN NICOLAS  GRAEVEN MICHEL FORD ESCORT RS	01:17.0	0.0	01:13.5	-0.2	01:15.0	0.0	0.76	0		
-	34	 QUIRIJNEN FELIX  BEYERS FILIP CITROËN DYANE	01:22.7	0.0	01:19.2	-0.5	01:20.4	0.5	0.67	0	=	=
-	37	 VARREWAERE MARIO  CRACCO PABLO NISSAN SUNNY GTI	01:21.7	0.0	01:18.2	-0.2	01:19.7	0.4	0.9	0	=	=
-	40	 MAES RUDY  DEPLANCKE FILIP PORSCHE 911T	01:18.9	0.0	01:15.4	0.0	01:17.1	-0.2	0.68	0	=	=
-	44	 WOUTERS PETER  LAROYE CHARLY CITROËN VISA GT	01:26.8	0.0	01:23.3	0.2	01:25.2	0.0	0.84	0	=	=
6	47	 SAELENS MAXIM  SAMAEEY GEERT LANCIA BETA COUPE	01:17.4	0.0	01:13.9	1.4	01:17.0	-0.3	0.83	0.75	+0.75	+0.75
7	48	 VERHAEGE THIJS  PUYPE DRIES DATSUN 240Z	01:18.0	0.0	01:14.5	-0.2	01:16.0	1.6	0.7	0.77	+0.02	+0.77
8	43	 VANKEIRSBILCK KOEN  DUBAERE ANTOINE PORSCHE 911 T TARGA	01:08.1	0.0	01:04.6	-0.4	01:05.9	2.2	0.73	1.24	+0.47	+1.24
9	41	 VAN REMOORTELE PATRICK  CHARLET VALENTIN APAL COUPE	01:23.2	0.0	01:19.7	0.2	01:21.6	3.4	0.51	1.48	+0.24	+1.48
10	15	 DERYCKE FRANK  BARBEZ JAN BMW 2002TI	01:07.0	0.0	01:03.5	0.4	01:05.6	2.8	0.7	1.61	+0.13	+1.61
11	33	 THIBAUT GILLES  SOUKA FRANCOIS MAZDA 323	01:15.0	0.0	01:11.5	0.4	01:13.6	2.4	0.91	1.73	+0.12	+1.73
12	42	 DEBEIL STEFAN  DEBEIL FREEDERIK LOTUS CORTINA	01:17.5	0.0	01:14.0	1.6	01:17.3	-1.1	0.66	1.93	+0.2	+1.93
13	25	 COMPTAERT GIOVANNI  DEPOORTER ANDY OPEL KADETT GSI 16V	01:12.0	0.0	01:08.5	1.0	01:11.2	-1.8	0.89	3.05	+1.12	+3.05








Rock N Roll Classics Omlloop van Vlaanderen Regularity 2024
 Classic 50 - RT15 Zoning - Detailed

Pos.	#	Crew	Ref Lap 1	Lap 1	Ref Lap 2	Lap 2	Ref Lap 3	Lap 3	Coef	Total	Prev.	1st
14	38	 SIMON PATRICE  BERNARD CHRISTIAN PORSCHE 924S	01:13.9	0.0	01:10.4	-0.3	01:11.8	-3.2	0.86	5.4	+2.36	+5.4
15	46	 VANCAYSEELE RIK  VAN DOOREN ALEX MINI COOPER LEYLAND SP	01:22.2	0.0	01:18.7	3.2	01:23.6	-2.5	0.79	6.13	+0.73	+6.13
16	36	 LEGROS GUY  GUIOT JOSEPH PORSCHE 924	01:22.4	0.0	01:18.9	2.5	01:23.1	-4.2	0.77	8.94	+2.81	+8.94
17	49	 VAN DAMME KAREL  DEFRESNE FABRICE MERCEDES 190	01:10.7	0.0	01:07.2	3.0	01:11.9	-8.7	0.85	18.53	+9.59	+18.53

Rock N Roll Classics Omloup van Vlaanderen Regularity 2024
 Classic 50 - Provisional Overall

Pos.	#	Crew	Friday Leg 1	Saturday Leg 1	Saturday Leg 2	Coef	Total	Prev.	1st
1	37	VARREWAERE MARIO CRACCO PABLO NISSAN SUNNY GTI	22.86	30.95	29.15	0.9	82.96		
2	41	VAN REMOORTELE PATRICK CHARLET VALENTIN APAL COUPE	56.84	27.75	26.14	0.51	110.73	+27.77	+27.77
3	38	SIMON PATRICE BERNARD CHRISTIAN PORSCHE 924S	19.6	71.17	50.29	0.86	141.06	+30.33	+58.1
4	32	GRAEVEN NICOLAS GRAEVEN MICHEL FORD ESCORT RS	43.7	56.68	60.9	0.76	161.28	+20.21	+78.32
5	40	MAES RUDY DEPLANCKE FILIP PORSCHE 911T	43.71	54.72	73.96	0.68	172.4	+11.12	+89.44
6	47	SAELENS MAXIM SAMAËY GEERT LANCIA BETA COUPE	56.92	87.68	94.76	0.83	239.37	+66.97	+156.41
7	33	THIBAUT GILLES SOUKA FRANCOIS MAZDA 323	27.32	106.91	108.04	0.91	242.27	+2.91	+159.31
8	48	VERHAEGE THIJS PUYPE DRIES DATSUN 240Z	313.71	103.69	54.41	0.7	471.81	+229.54	+388.85
9	34	QUIRIJNEN FELIX BEYERS FILIP CITROËN DYANE	56.42	485.55	89.96	0.67	631.93	+160.12	+548.97
10	42	DEBEIL STEFAN DEBEIL FREEDERIK LOTUS CORTINA	45.3	242.22	423.96	0.66	711.48	+79.55	+628.52
11	49	VAN DAMME KAREL DEFRESNE FABRICE MERCEDES 190	83.49	212.53	478.88	0.85	774.89	+63.4	+691.93
12	43	VANKEIRSBILCK KOEN DUBAERE ANTOINE PORSCHE 911 T TARGA	110.76	79.65	652.62	0.73	843.02	+68.14	+760.06
13	15	DERYCKE FRANK BARBEZ JAN BMW 2002TI	550.09	263.92	91.25	0.7	905.26	+62.24	+822.3

Rock N Roll Classics Omloop van Vlaanderen Regularity 2024
 Classic 50 - Provisional Overall

Pos.	#	Crew	Friday Leg 1	Saturday Leg 1	Saturday Leg 2	Coef	Total	Prev.	1st
14	46	 VANCAYSEELE RIK  VAN DOOREN ALEX MINI COOPER LEYLAND SP	282.19	568.02	730.53	0.79	1580.73	+675.47	+1497.77
15	36	 LEGROS GUY  GUIOT JOSEPH PORSCHE 924	883.59	326.56	481.44	0.77	1691.59	+110.86	+1608.63
16	25	 COMPTAERT GIOVANNI  DEPOORTER ANDY OPEL KADETT GSI 16V	1001	490.96	531.12	0.89	2023.08	+331.49	+1940.12
17	44	 WOUTERS PETER  LAROYE CHARLY CITROËN VISA GT	52.26	1938.35	67.02	0.84	2057.62	+34.54	+1974.66